
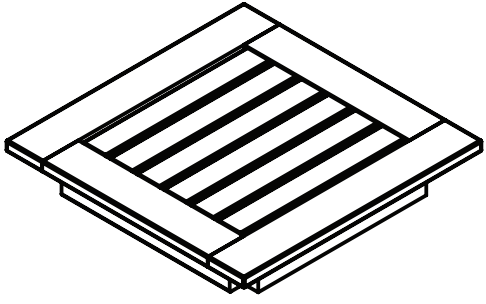


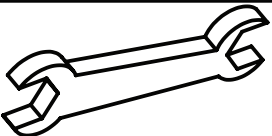
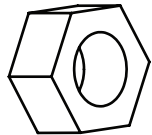
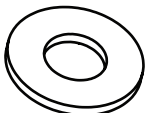
- Make sure that all parts and hardware are present before assembly.
- Assemble on an non-marring and level surface
- Do not completely tighten all nuts and bolts until the end table is fully assembled.

## HEARTLAND END TABLE

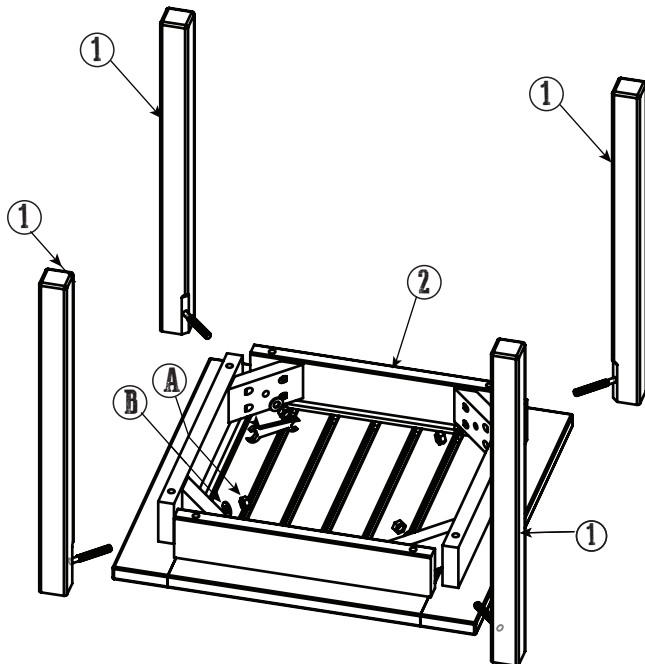
ITEM # TX 85180, TX 85181



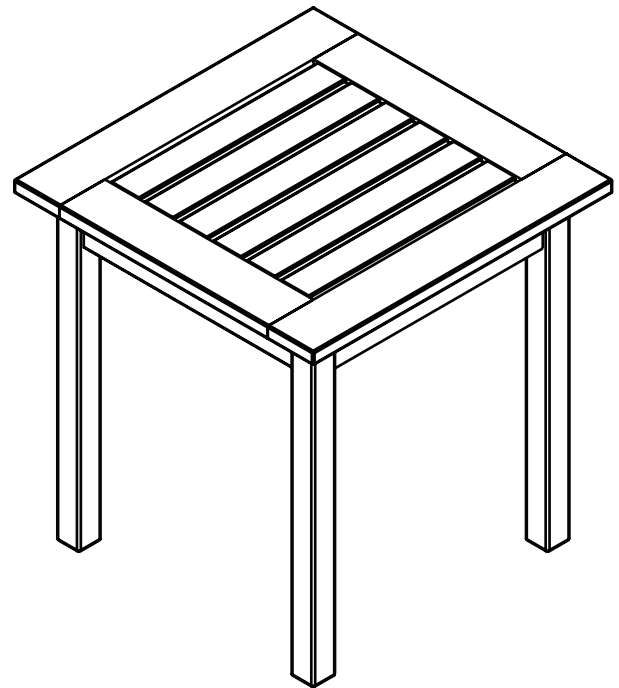
PARTS AND HARDWARE LIST	
① LEG	② TABLE TOP
 <p>X 4PCS</p>	 <p>X 1PC</p>

Tool Included	Ⓐ NUT M8	Ⓑ FLAT WASHER M8
 <p>X 1PC</p>	 <p>X 4PCS</p>	 <p>X 4PCS</p>

### STEP 1:



### STEP 2:



**Congratulations  
on your assembly!**

# Limited Warranty and Care Instructions

## LIMITED ONE YEAR WARRANTY (NON-TRANSFERABLE)

This product is covered under United General Supply's (UGS) one (1) year limited warranty. To the original purchaser of this piece of furniture, cooler or accessory; UGS warrants that it will be free from defects in material and workmanship for up to one year from the date of purchase under normal use and proper care.

Replacement of defective or missing parts will be sent at no charge to the customer for a period of 30 days from the date of purchase. UGS will no longer be responsible for missing parts or hardware 30 days after date of purchase. Freight, packaging, labor or material charges to and from our customer service center is not covered under the warranty and is therefore the customer's responsibility.

The limited warranty does not cover this piece of furniture, cooler or accessory for commercial purposes, abusive use, damage by modification, severe weather damage, freeze damage, rust, fading and issues caused by improper care.

For minor defects or missing parts/hardware, please contact customer service immediately upon purchase. Please do not return product to the store unless the product is irreparable. A customer service agent may help determine whether the damage is reparable and will provide further instructions.

For returns and refunds, please refer to your local store return policy with proof of purchase.

Proof of purchase (dated register receipt) will be required for warranty claims.

**The use of power tools will void this warranty.**

## PROPER CARE INSTRUCTIONS

If left untreated, wood will naturally weather. During long periods of non-use, store furniture in covered and dry place. For the least maintenance, place your furniture under a covered area.

We recommend loosening the furniture before cleaning. To remove dirt, dust, sap, etc. to the surface of the furniture piece by using a soft towel or brush with detergent or a mild household cleaning solution. Rinse the furniture thoroughly and allow it to dry before re-tightening all hardware.

If exposed to the outdoor elements for an extended period of time, you may need to refinish the furniture as the color may fade or weather. The finish will not affect the durability or structural strength of this furniture.

To refinish, lightly sand the furniture using 100-200 grit sand paper in a well lit and ventilated area until the surface is smooth. Use a damp cloth to wipe away any excess dust then allow the surface to dry completely. Apply paint or stain per manufacturers instructions.

Customer Service may be reached Monday through Friday from 9:00a.m. to 5:00p.m. CST.

**HELP@UGSCO.COM OR 1-877-87LEIGH (53444)**

**LEIGH COUNTRY** 

DISTRIBUTED BY:  
UNITED GENERAL SUPPLY CO., INC.  
HOUSTON, TX 77036

[www.LeighCountry.com](http://www.LeighCountry.com)