




# Owner Manual



## PRODUCT PARTS

PARTS	
	 3 PCS
	 3 PCS

## CARE GUIDE :

- While assembling the product, tighten the bolts up to 50%. Once all parts are in place, only then fully tighten the bolts.
- Clean regularly with a soft and dry cloth.
- To protect inish, avoid use of abrasive cleaners.
- Wipe up spills immediately. Please!

# Assembly Instructions



Minimal &  
Sleek Design



Keyhole Mounting

