OUVERTURE Open

Tent Frame x 1	Tent Top x 1	Stakes x 8	Weight Bags x 4	Guylines x 4
				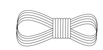

1

2

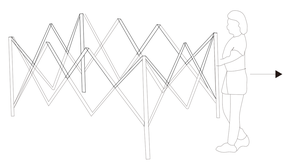

3

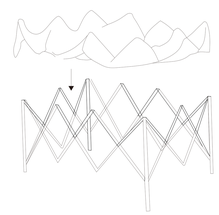

4

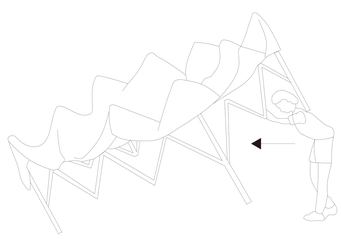

5

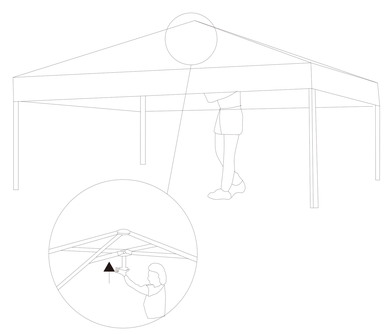

6

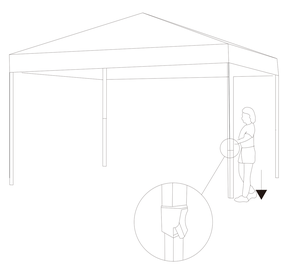

7

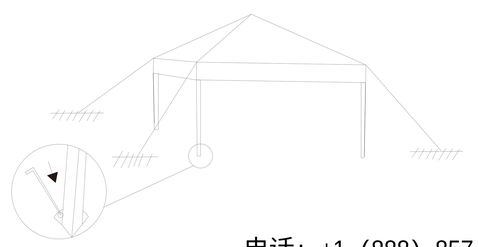

电话: +1 (888) 857-8979
邮箱: info@garvee.com

FERMETURE Close

1

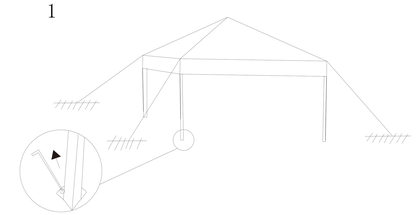

2

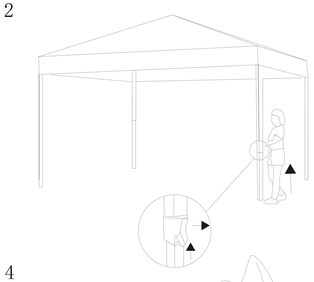

3

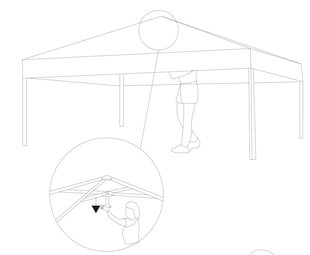

4

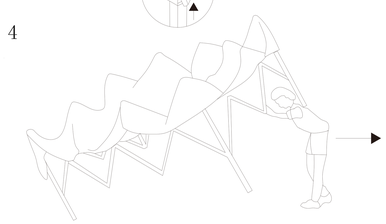

5

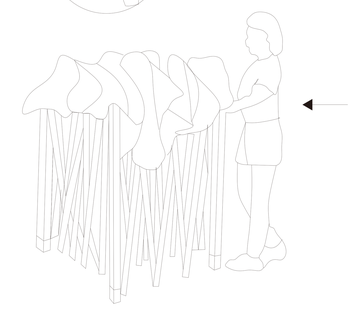

6



1- Carefully remove the awning from the box and place it on a dry surface (grass, sand or hard surface).
3- Secure the tent in windy or adverse weather conditions by using the rope located on each side of the canopy and hammering the stakes into the ground at a 30 degrees angle to balance the sides of the tent. If the canopy is placed on a hard surface, secure the 4 sides with bricks or sand bags to weigh the canopy down.
4- Do NOT assemble or leave fully assembled canopy in adverse weather conditions (e.g. rain, wind, snow . . .), as this will damage the canopy and may pose a hazard to others and property.
The owner/user is solely responsible for injuries and/or damages caused by the use of the canopy
5- It is recommended to store the product in a clean, dry location, protected from humidity, direct sunlight, frost and dust, and keep it out of children's reach (e.g. high or in a locked-up place).

3- Securisez le produit par temps venteux ou defavorable en utilisant la corde situee de chaque cote de la structure et en enfongant les piquets dans le sol a un angle de 30 degres pour equilibrer les cotes de la structure.
Si le produit est installe sur une surface dure, fixez les 4 cotes avec des briques ou des sacs de sable pour le lester
4- Ne PAS assembler et ne PAs laisser le produit entierement assemble par mauvais temps (pluie, vent, neige, etc.), car cela pourrait l'endommager et constituer un danger pour les autres et les biens.
Le proprietaire/l'utilisateur reste seul responsable des blessures et/ ou dommages causes lors de l'utilisation du produit.
5-Il est recommande de ranger le produit dans unlocal propre, sec, a l'abri de l'humidite, des rayons du soleil, du froid et FERMETURE Close