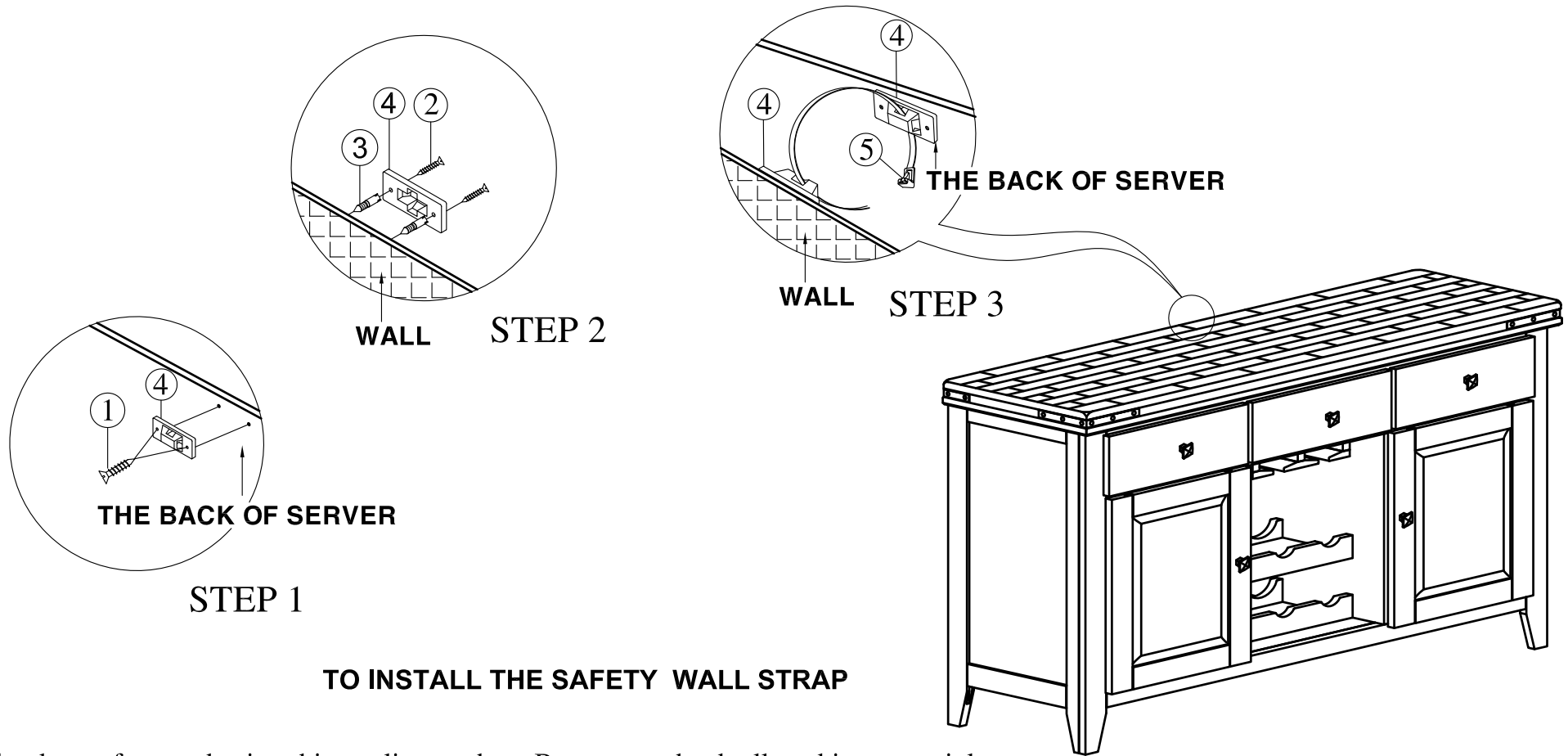


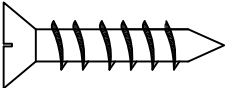
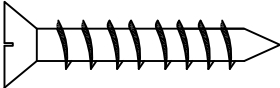
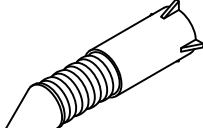
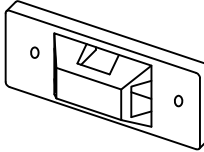

## Reminders

1. Use only the hardware supplied.
2. Do not over-tighten bolts.
3. This item may require periodic tightening.

# ASSEMBLY INSTRUCTIONS



Thank you for purchasing this quality product. Be sure to check all packing material carefully for small parts that may have come loose inside the carton during shipment.

<p>① Screw (<math>\phi 7^* \phi 3.5^* 16</math>)</p>  <p>2 PCS</p>	<p>② Screw (<math>\phi 7^* \phi 3.5^* 25</math>)</p>  <p>2 PCS</p>	<p>③ Wall Mounts</p>  <p>2 PCS</p>	<p>④ Mounting Plates</p>  <p>2 PCS</p>	<p>⑤ Secure Band</p>  <p>1 PC</p>
---	---	---	---	--