



**INSTRUCTIONS D'ASSEMBLAGE  
ASSEMBLY INSTRUCTIONS**

---

**LUMINAIRE -  
24"H LAMPE DE TABLE NOIR BETON / GRIS**


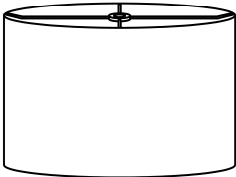
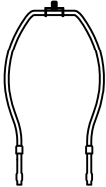

**LIGHTING -  
24"H TABLE LAMP BLACK CONCRETE / GREY  
SHADE**



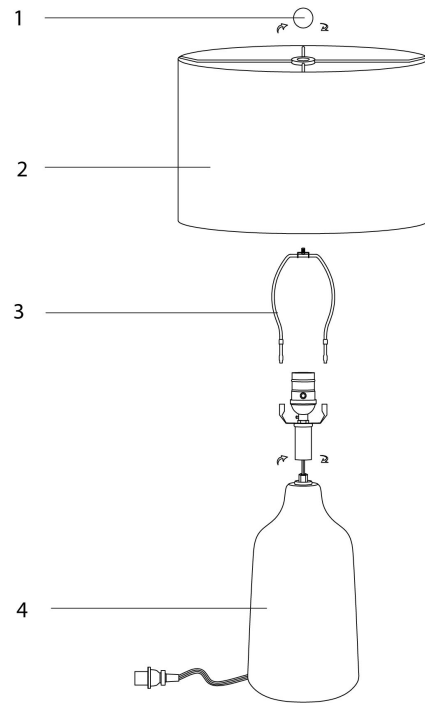
**POUR DE L'ASSISTANCE OU POUR COMMANDER  
DES PIÈCES CONTACTEZ NOTRE DÉPARTEMENT  
DE SERVICE À LA CLIENTÈLE.**

**FOR ASSISTANCE OR TO ORDER PARTS  
CONTACT OUR CUSTOMER SERVICE DEPARTMENT**

**LISTE DES PIÈCES**  
**PARTS LIST**

PIÈCE / PART #	IMAGE	DESCRIPTION	QTY / QTÉ
1		FINIAL FAÎTEAU	1
2		SHADE ABAT-JOUR	1
3		HARP LYRE	1
4		LAMP BASE SOCLE DE LAMPE	1

**ÉTAPE / STEP 1**



ÉTAPE / STEP 2

