



**INSTRUCTIONS D'ASSEMBLAGE
ASSEMBLY INSTRUCTIONS**

**CHAISE -
2PCS / 38"H / SIMILI-CUIR BLANC / CHROME**

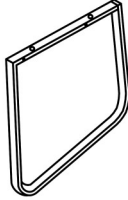
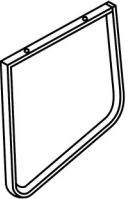
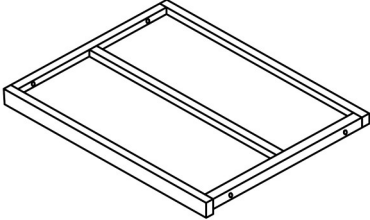

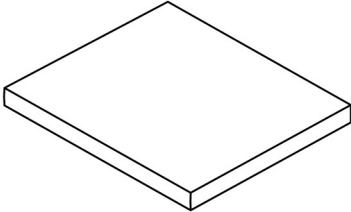
**DINING CHAIR -
2PCS / 38"H / WHITE LEATHER-LOOK / CHROME**






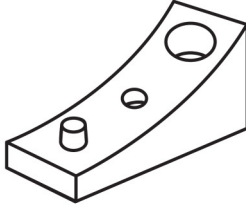
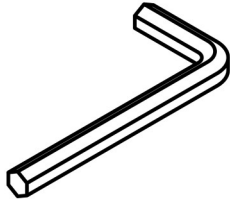
**POUR DE L'ASSISTANCE OU POUR COMMANDER
DES PIÈCES CONTACTEZ NOTRE DÉPARTEMENT
DE SERVICE À LA CLIENTÈLE.**

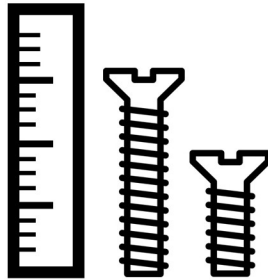
**FOR ASSISTANCE OR TO ORDER PARTS
CONTACT OUR CUSTOMER SERVICE DEPARTMENT**

LISTE DES PIÈCES
PARTS LIST

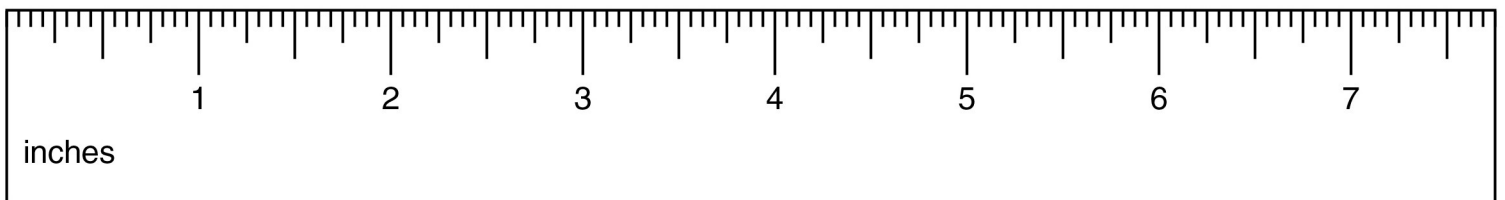
PIÈCE / PART #	IMAGE	DESCRIPTION	QTY / QTÉ
1		<p style="text-align: center;">FRONT FACING LEFT LEG PATTE AVANT GAUCHE</p>	2
2		<p style="text-align: center;">FRONT FACING RIGHT LEG PATTE AVANT DROITE</p>	2
3		<p style="text-align: center;">FRAME CADRE</p>	2
4		<p style="text-align: center;">BACK REST DOSSIER</p>	2
5		<p style="text-align: center;">CHAIR SEAT CUSHION COUSSIN</p>	2

LISTE DES PIÈCES DE MONTAGE
HARDWARE LIST

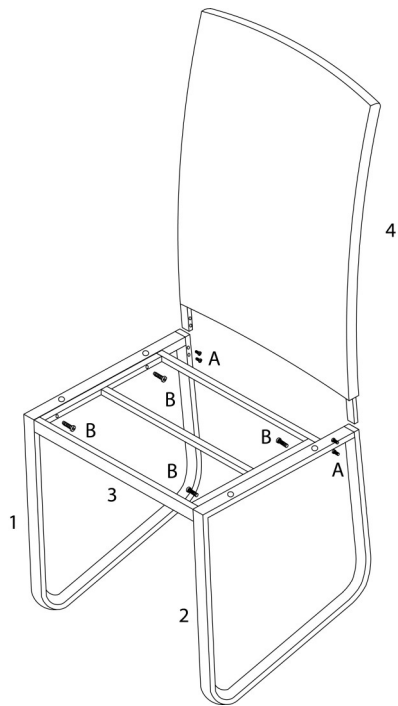
PIÈCE / PART #	IMAGE	DESCRIPTION	QTY / QTÉ
A		ASSEMBLING BOLT - Ø 1/4" X 1/2" BOULON D'ASSEMBLAGE - Ø 1/4" X 1/2"	8
B		ASSEMBLING BOLT - Ø 1/4" X 1 1/8" BOULON D'ASSEMBLAGE - Ø 1/4" X 1 1/8"	16
C		ASSEMBLING SCREW - Ø 1/8" X 1/2" VIS D'ASSEMBLAGE - Ø 1/8" X 1/2"	8
D		FLOOR PROTECTOR PROTECTEUR DE PLANCHER	8
E		HEX KEY CLÉ HEXAGONALE	1



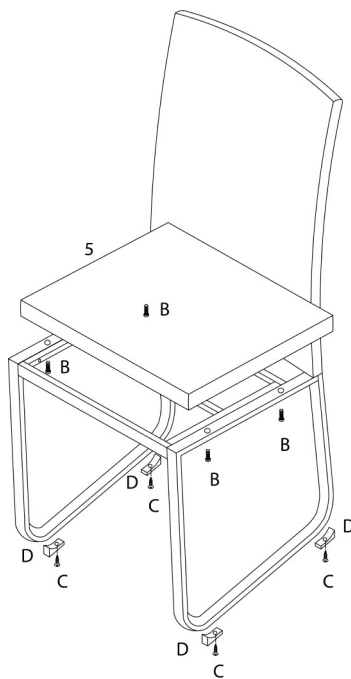
OUTIL DE VÉRIFICATION DE DIMENSIONS DES PIÈCES
HARDWARE DIMENSIONS VERIFICATION TOOL



ÉTAPE / STEP 1



ÉTAPE / STEP 2



ÉTAPE / STEP 3

