
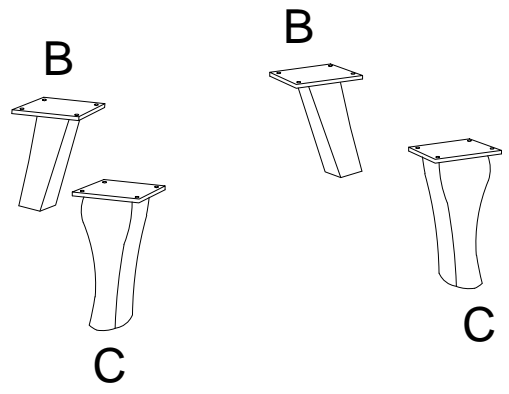
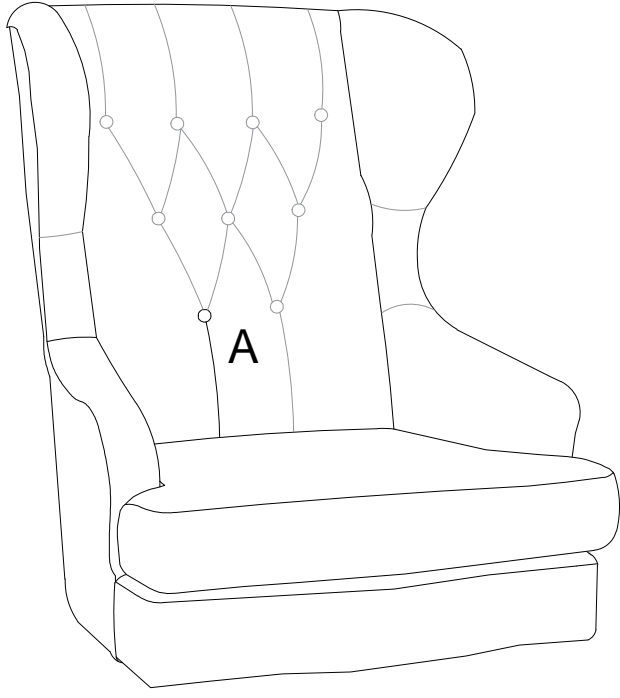
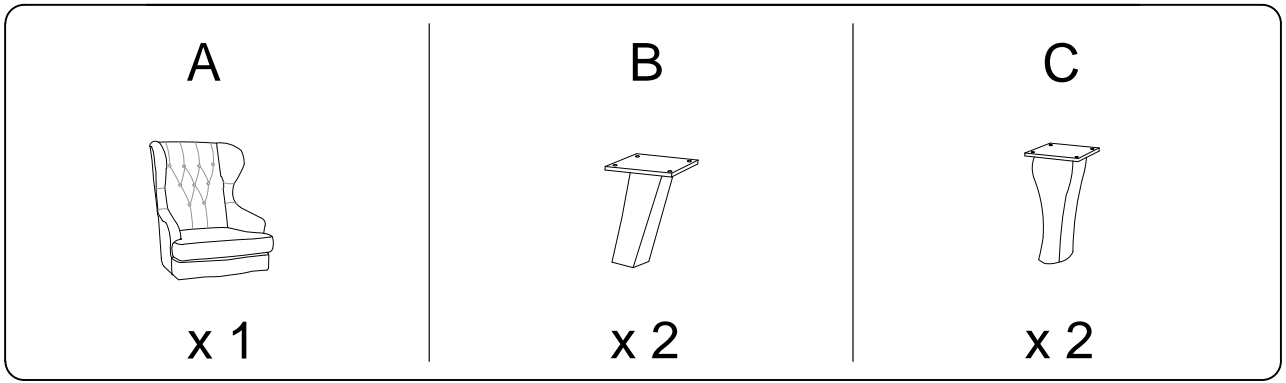






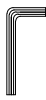
Warning icons and instructions:

- Top-left: A circle containing an L-shaped corner bracket, next to a crossed-out power drill icon.
- Top-right: A clock icon with the text "10'" below it.
- Bottom-left: A circle containing a rectangular block on a textured surface, next to a crossed-out icon of a block being lifted.
- Bottom-right: A stick figure icon with the text "1" below it.

Warning symbols (exclamation marks in triangles) are positioned between the top and bottom rows of icons.



1

<p>A</p>  <p>x 1</p>	<p>B</p>  <p>x 2</p>	<p>C</p>  <p>x 2</p>	<p>D</p>  <p>M6 x 20</p> <p>x 16</p>	<p>E</p>  <p>x 1</p>
---	---	---	--	---

