



WARNING


1. Install with this side **AWAY** from child, it contains small parts. It must be assembled by adults before being handed over to children. Use only with the mechanism securely engaged.
2. The range age of use of this product is 1~6 years.
3. Only used by one child who does not exceed 50 kgs.
4. A recommendation to place the activity toy on a level surface at least 2 m from any structure or obstruction such as a fence, garage, house, overhanging branches, laundry lines or electrical wires.
5. Only for domestic use.
6. Don't put the product in the direction of direct sunlight.
7. Do not let children put the toy in mouth, be careful to prevent children from swallowing the small parts of the toy, Children should use this product under adult's supervision.



MAINTENANCE PROCEDURE

Pay attention to regular inspection and maintenance of main components as follow:

- a) Check whether all bolts and nuts are fastened, and tighten them if necessary
- b) To check all coverings for bolts and sharp edges and replace when required.
- c) Drawing attention to the need of carrying out checks and maintenance of the main parts. (crossbeams, suspensions, anchors, etc.) at regular intervals.
- d) Replace the worn parts according to the manufacturer's instructions.
- e) If these checks are not carried out the activity toy could overturn or otherwise become a hazard.

ACCESSORIES





INSTRUCTION

