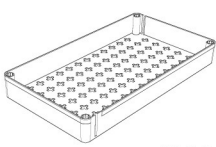





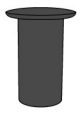



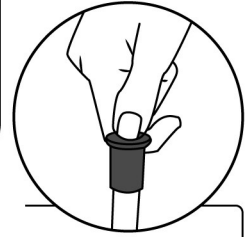
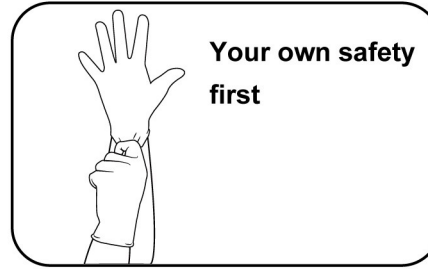
4 Tier Storage Cart

Installation Instruction

Accessories List

(A) mesh basket  4PCS	(B) pipe  12PCS	(C) latch alpha  6PCS	(D) latch beta  4PCS
(E) hook  2PCS	(F) cover  4PCS	(G) ORANGE hat  1PC	(H) caster  2PCS 2PCS

More latches are given
You can adjust their setting positions
to match your usage scenarios



TIP

Use the orange hat (G) to protect your finger when pressing down the pipes

Installation process

- * Do not touch the edges of the ends of the steel pipes.
- * Please wear gloves during the assembly.

