
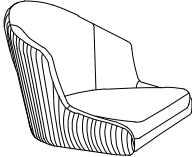


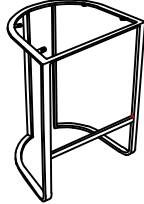

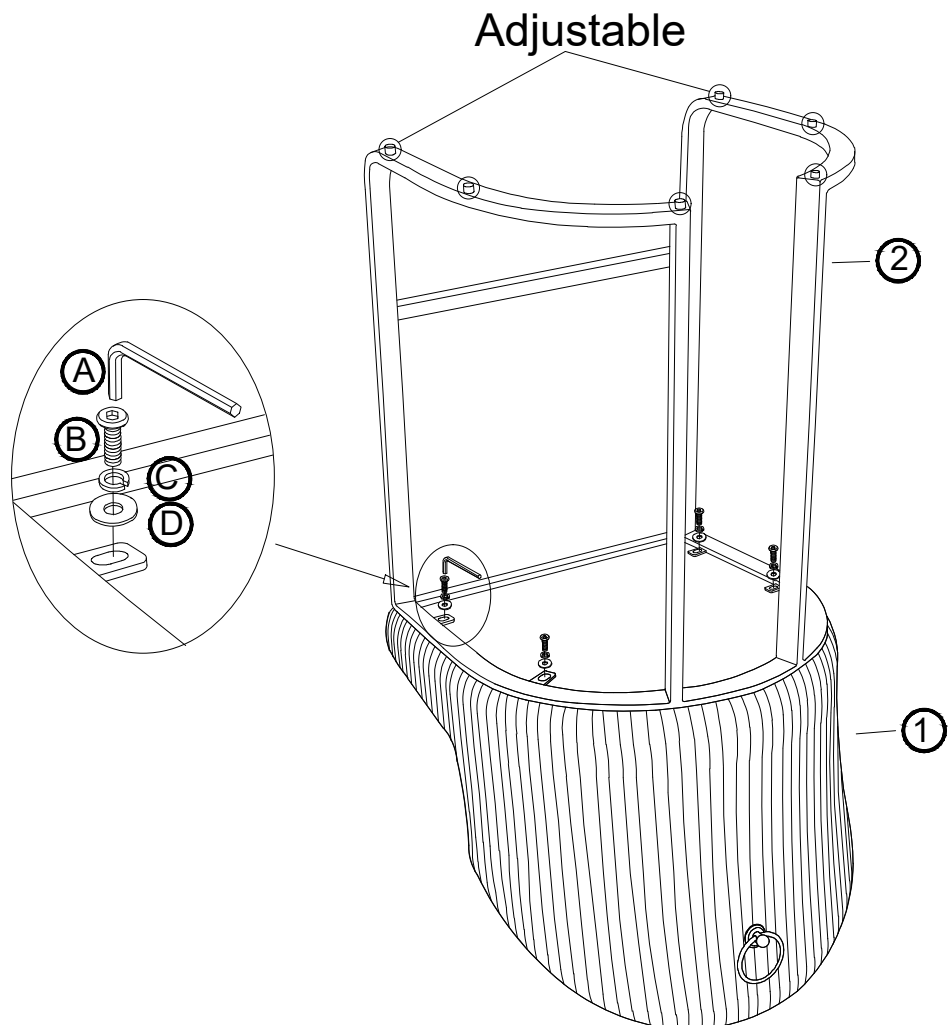


ASSEMBLY INSTRUCTIONS FOR ITEM NO: #BS370-BS377

| HARDWARE LIST | | | | | PARTS LIST | | | |
|---------------|-------------|--|--------|------|------------|-------------|--|-----|
| NO. | DESCRIPTION | SKETCH | SIZE | QTY | NO. | DESCRIPTION | SKETCH | QTY |
| (A) | Allen Key |  | 4MM | 1PC | ① | Cushion |  | 1PC |
| (B) | Bolt |  | M6*20 | 4PCS | | | | |
| (C) | Spring shim |  | Ø6 | 4PCS | ② | Base |  | 1PC |
| (D) | Gasket |  | Ø16*Ø6 | 4PCS | | | | |

STEP 1



ASSEMBLY INSTRUCTIONS FOR
ITEM NO: #BS370-BS377

STEP 2

