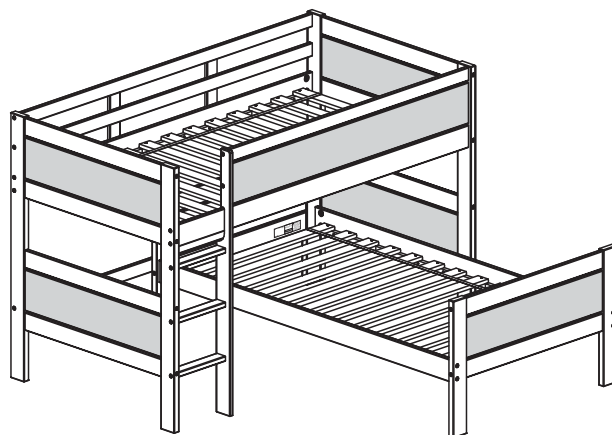


ASSEMBLY INSTRUCTIONS

T/T LOW LOFT TOP BED

Thank you for purchasing this quality product. Be sure to check all packing materials carefully for small parts which may have come loose inside the carton during shipment. Separate, identify and count all parts and hardware. Compare with the parts list to be sure all parts are present.



**“DO NOT TIGHTEN SCREWS
UNTIL COMPLETELY ASSEMBLED”**

SIZE OF MATTRESS AND FOUNDATION (SUPPORT)

This bed is designed to use a twin mattress (37½”-38½”x74-75”) and bunkie board (37½”x74”). The total thickness must not exceed **8”** inches. Do not use mattress without the proper bunkie board of safe foundation.

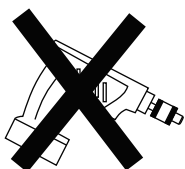
Note: There must be at least **5”** inches from top surface of mattress to top edge of guardrails.

REPLACEMENT PARTS.


Replacement parts, including additional guardrails, may be obtained from place of purchase or original distributor.

SAFETY WARNINGS!

- 1- Follow the information on the warning label appearing on the upper bunk end structure and on the carton. Do not remove warning label from bed.
- 2- Always use the recommended size mattress or mattress support, or both, to help prevent the likelihood of entrapment or falls.
- 3- Surface of mattress must be at least 5 inches below the upper edge of guardrails.
- 4- Do not allow children under 6 years of age to use the upper bunk.
- 5- Prohibit more than one person on upper bunk.
- 6- Periodically check and ensure that the guardrail, ladder and other components are in their proper position free from damage, and that all connectors are tight.
- 7- Do not allow horseplay on or under the bed and prohibit jumping on the bed.
- 8- Always use the ladder for entering and leaving the upper bunk.
- 9- Do not use substitute parts. Contact distributor or dealer for replacement parts.
- 10- Use of a night light may provide added safety precaution for a child using the upper bunk.
- 11- If the bunk bed will be placed next to a wall, the guardrail that runs the full length of the bed should be placed against the wall to prevent entrapment between the bed and the wall.
- 12- Always use guardrails on both long sides of the upper bunk.
- 13- The use of water or sleep flotation mattresses is prohibited.
- 14- Keep these instructions for future reference.
- 15- Strangulation Hazard - Never attach or hang items to any part of the bunk bed that are not designed for use with the bed: for example, but not limited to, hooks, belts, and jump ropes, etc.



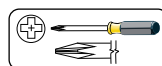
!
* Use of power tool to assemble this product will invalidate any claim and damage this product making unsafe !!!
* Please assemble on a clean soft surface to avoid damage.



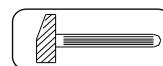
+



Tools Required



(Not included)



(Not included)



IMPORTANT: PLEASE READ INSTRUCTIONS BEFORE STARTING THE ASSEMBLY

Part list: T/T Low Loft Top Bed

**WARNING LABEL
DO NOT REMOVE!**

⚠ WARNING

TO HELP PREVENT SERIOUS OR FATAL INJURIES FROM ENTRAPMENT OR FALLS:

- Never allow a child under 6 years on upper bunk.
- Only use mattress which is 14" - 20" long and 37 1/2" - 38 1/2" wide and maximum 9" high on upper and lower bunk.
- Ensure thickness of mattress and foundation combined does not exceed 12" and mattress is at least 5" below upper edge of guardrails.
- Use guardrails on both sides of upper bunk.

DO NOT REMOVE THIS LABEL.

⚠ WARNING

ENTRAPMENT OR FALLS:

- Prohibit hanging (on or under bed(s)).
- Prohibit more than one person on the upper bunk.
- Use ladder for entering and leaving upper bunk.

STRANGULATION HAZARD - Never attach or hang items to any part of the bunk bed that are not designed for use with the bed, for example, but not limited to, hooks, belts, and jump ropes.

**CERTIFICATION LABEL
DO NOT REMOVE!**

PRODUCT: T/T LOW LOFT TOP BED

MADE IN BRAZIL

CERTIFICATION LABEL

This bunk bed model has been tested by an independent laboratory and it is in compliance with ASTM F1427 Standard Consumer Safety Specification For Bunk Beds and the Government Code of Federal Regulations 1219 and 1513.

⚠ WARNING

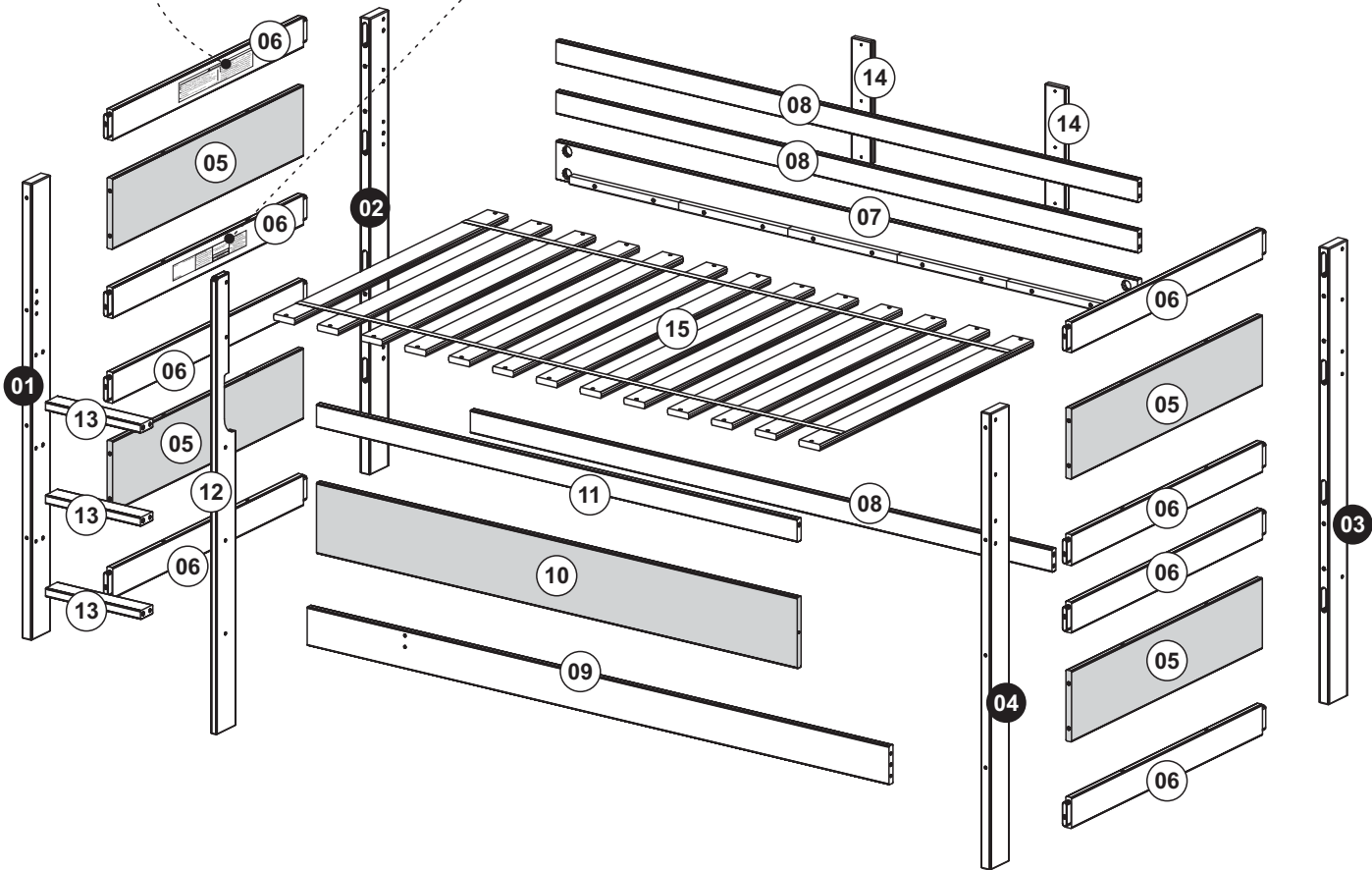
California Proposition 65

This product can expose you to chemicals, including formaldehyde which is known to the State of California to cause cancer. For more information, go to www.P65Warnings.ca.gov/furniture.


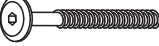
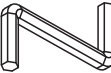



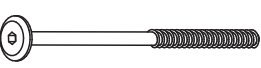


FOR RESIDENTIAL USE ONLY

NOT FOR COMMERCIAL USE

MADE IN BRAZIL



Identifying the Hardware-Identify the hardware using the illustrations below.

A	 Ø10x40mm	32	D	 Ø7x70mm	11	G	 4mm	01
B	 White Connection	24	E	 Ø7x50mm	07	H	 Ø4x30mm	32
C	 Ø7x110mm	16	F	 1/4x70mm	08	I		08

01


A



Ø10x40mm

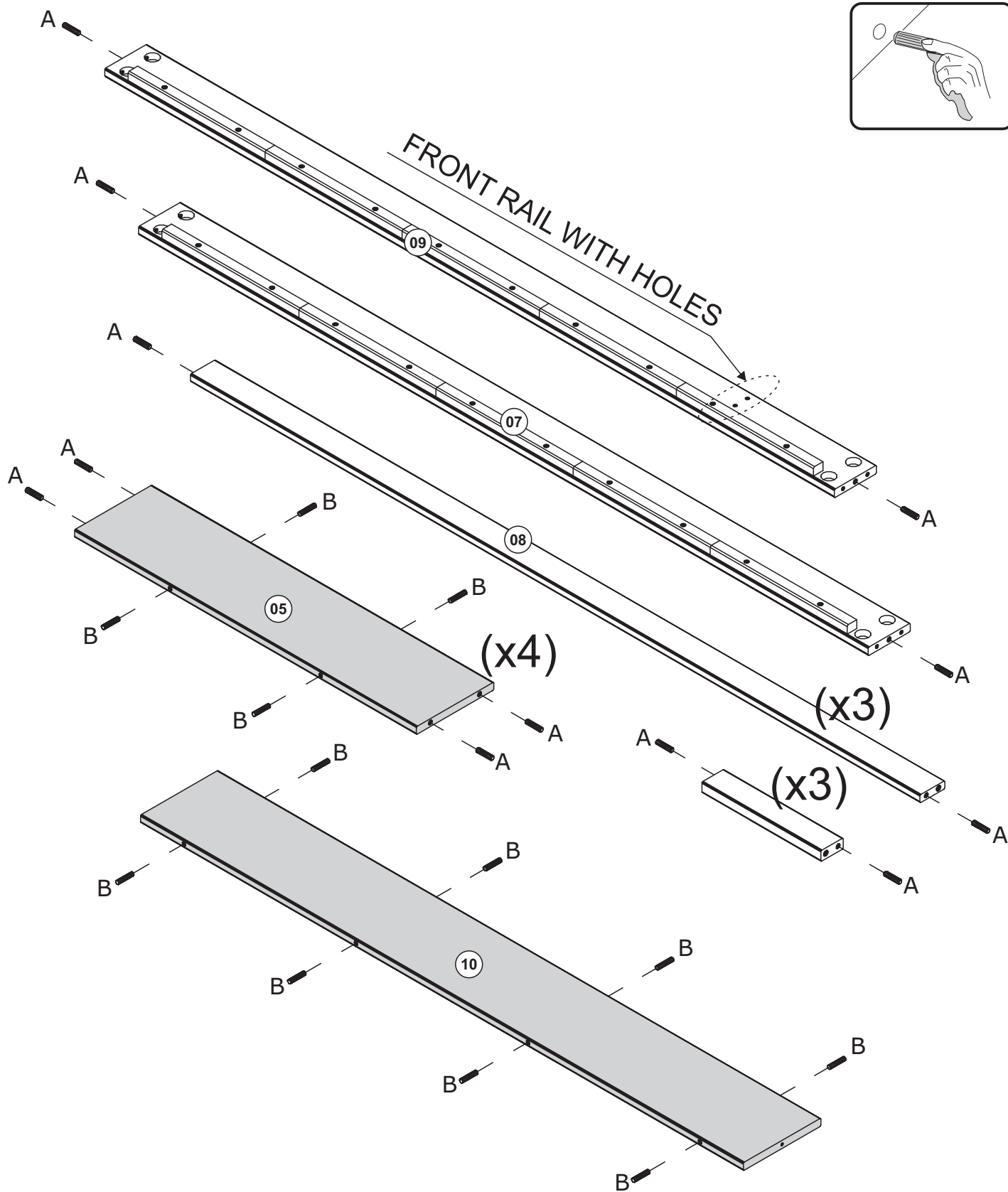
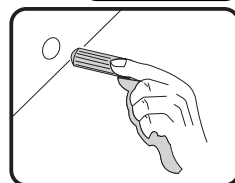
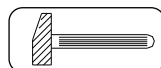
32

B



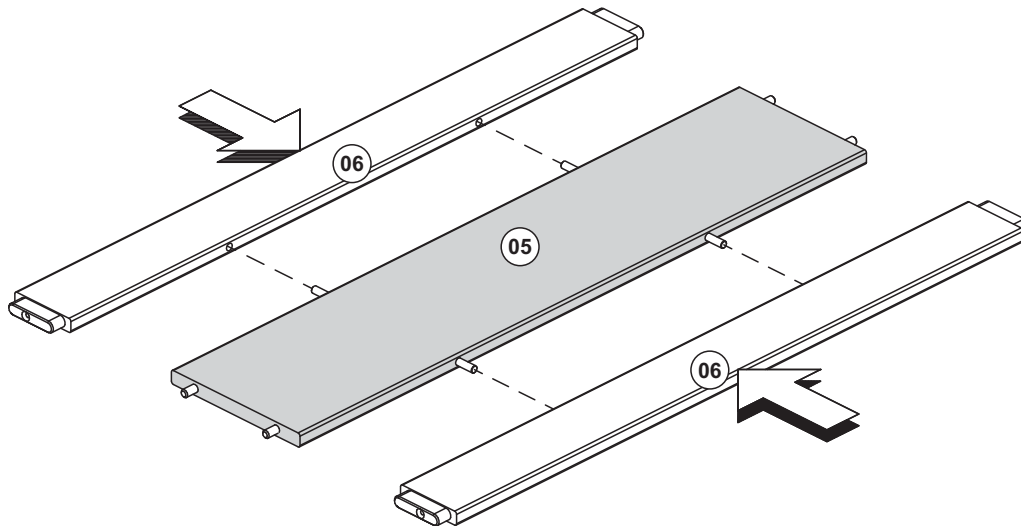
White Connection

24



02

(x4)

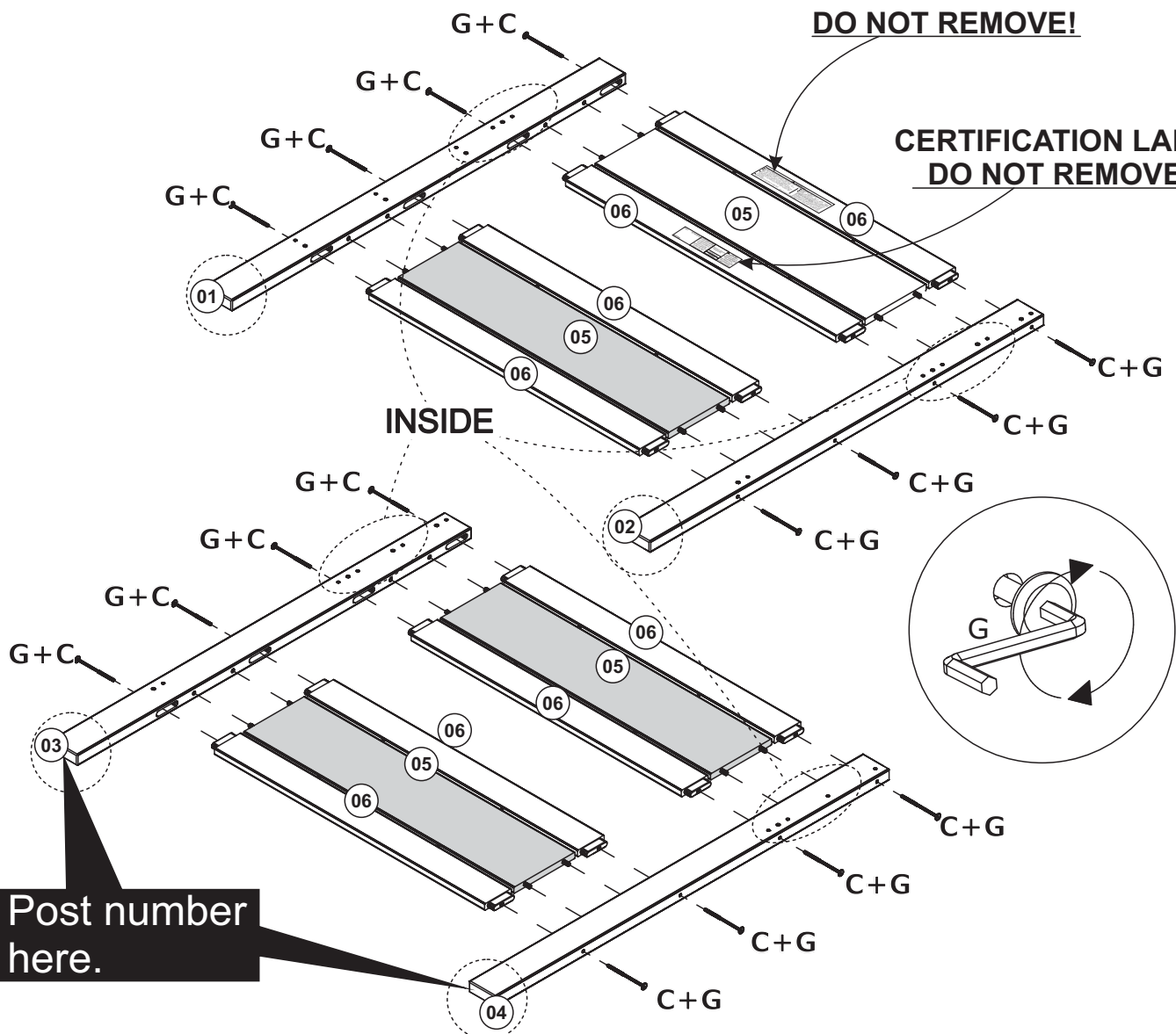


03






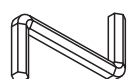
**WARNING LABEL
DO NOT REMOVE!**

**CERTIFICATION LABEL
DO NOT REMOVE!**

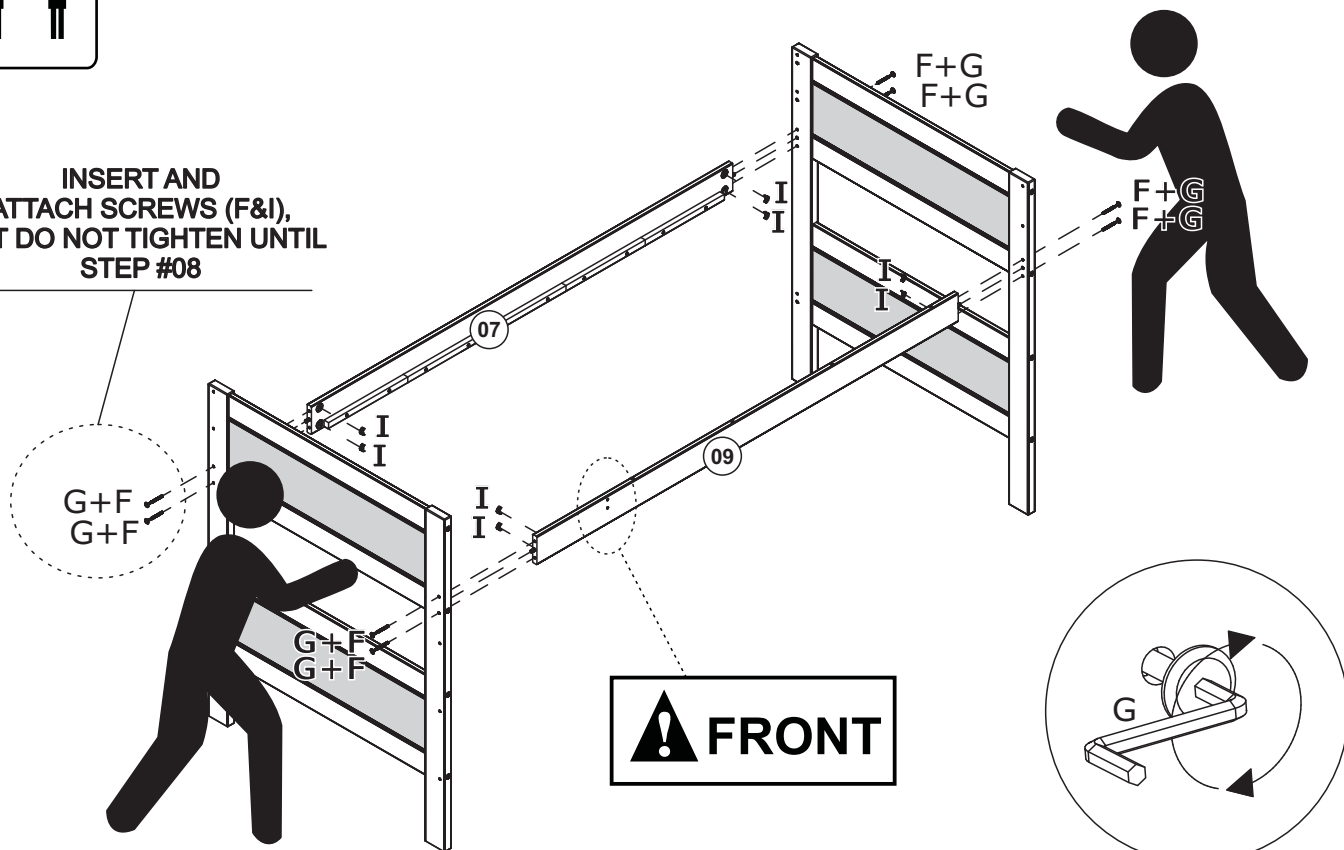


04




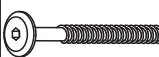
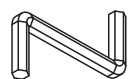
F	 1/4x70mm	08	I		08
G	 4mm	01			

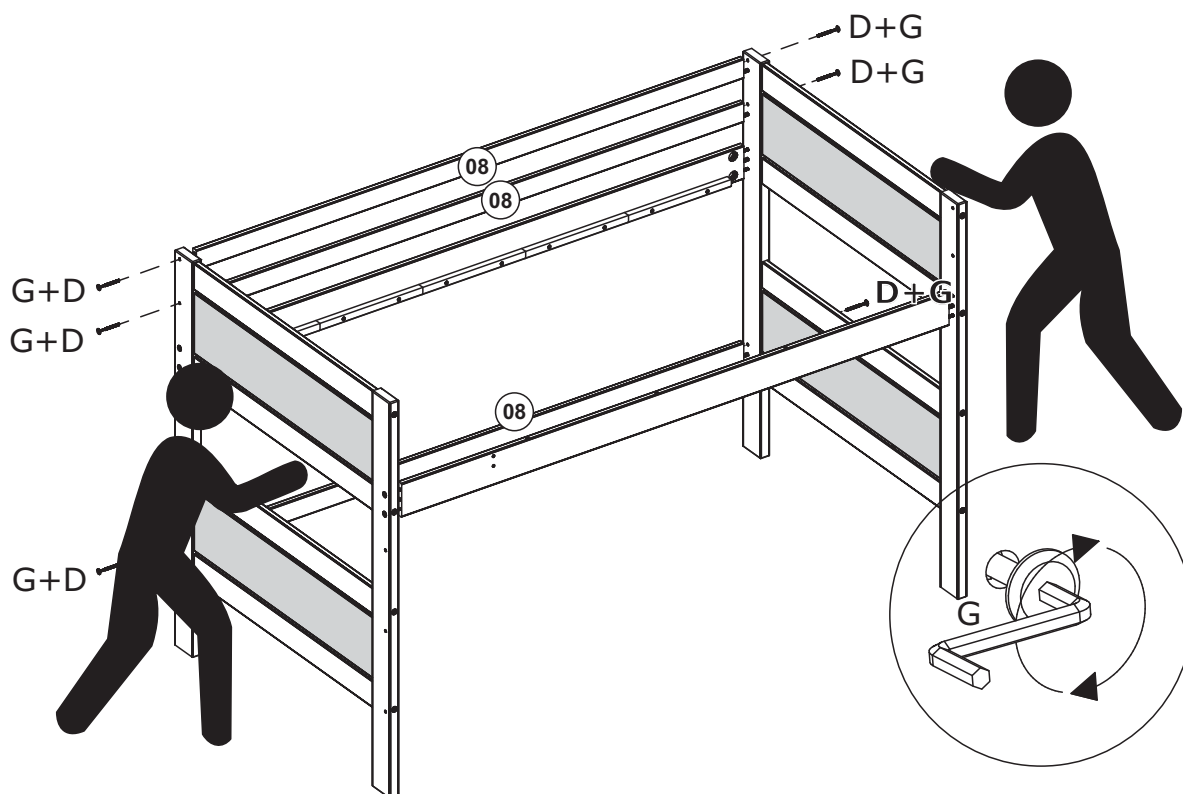
INSERT AND
ATTACH SCREWS (F&I),
BUT DO NOT TIGHTEN UNTIL
STEP #08




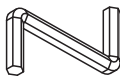
05

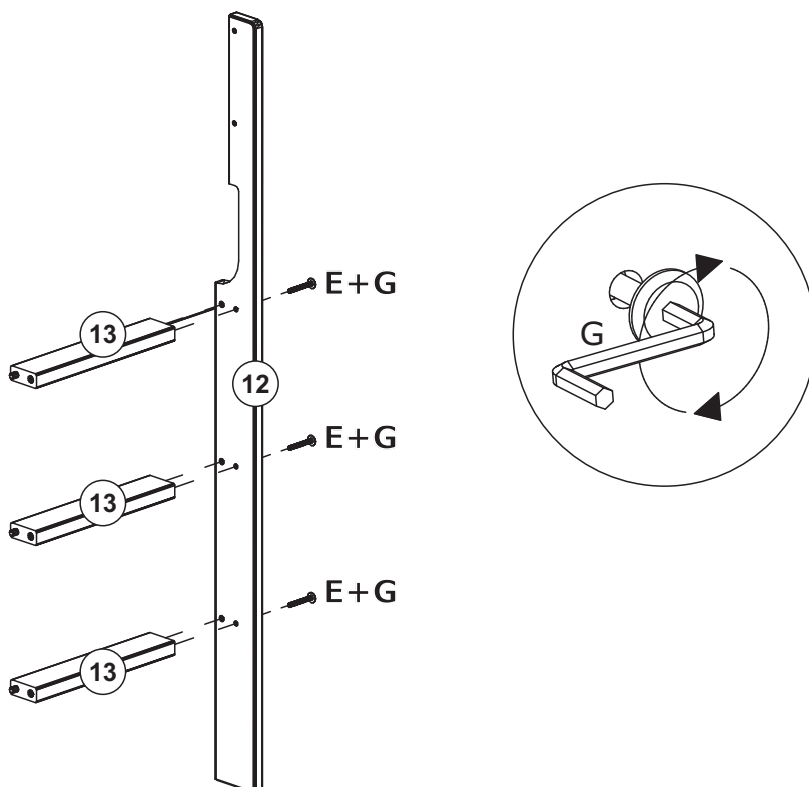


D	 Ø7x70mm	06	G	 4mm	01
----------	--	-----------	----------	--	-----------

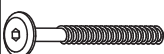
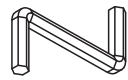



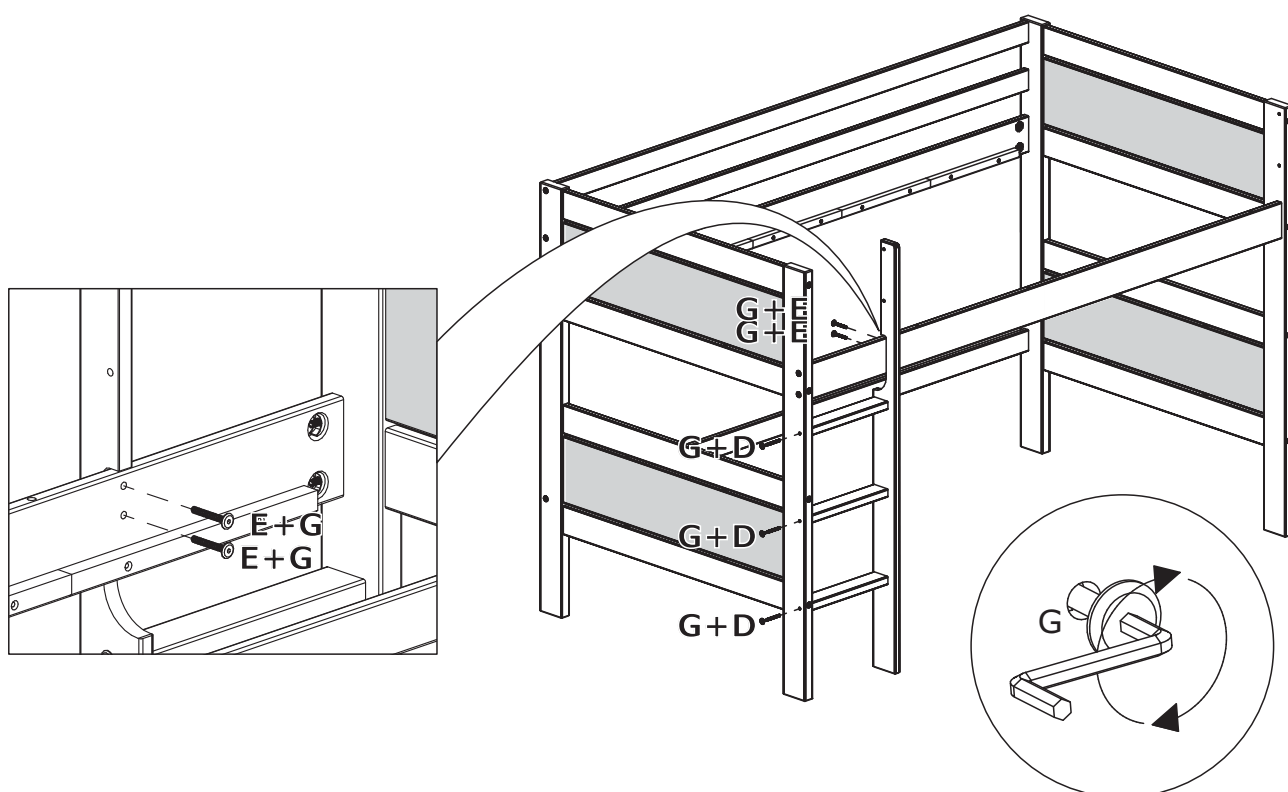
06 LADDER

E	 Ø7x50mm	03	G	 4mm	01
----------	---	-----------	----------	---	-----------




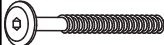
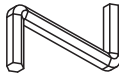

07


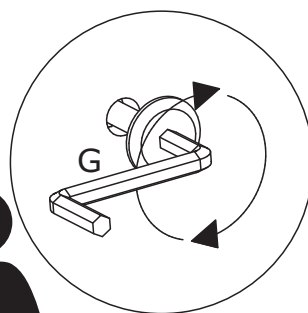
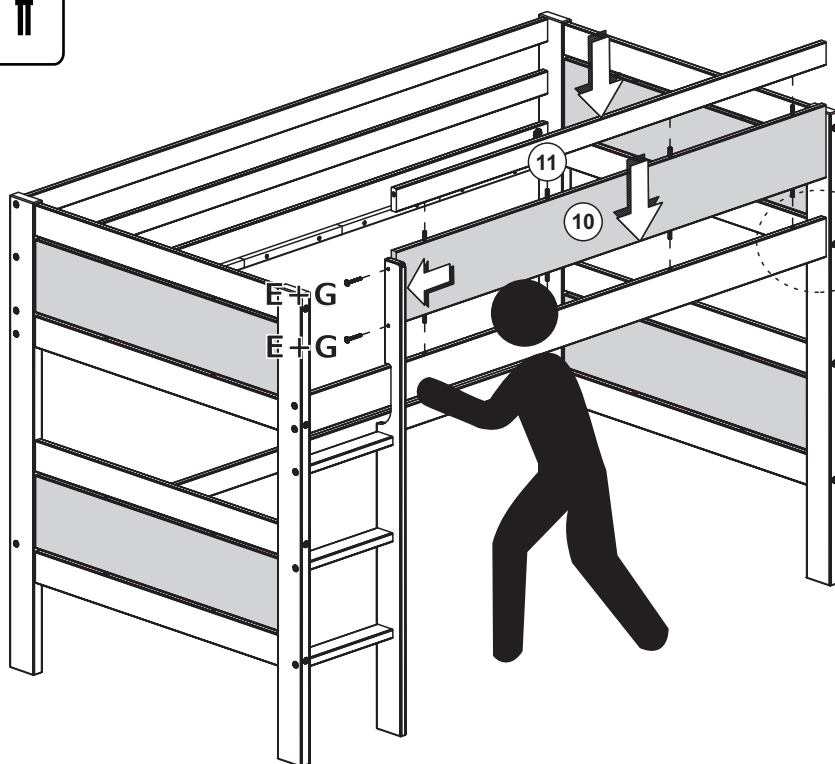
D	 Ø7x70mm	03	G	 4mm	01
E	 Ø7x50mm	02			



08




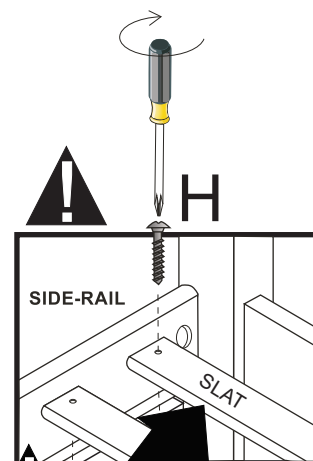
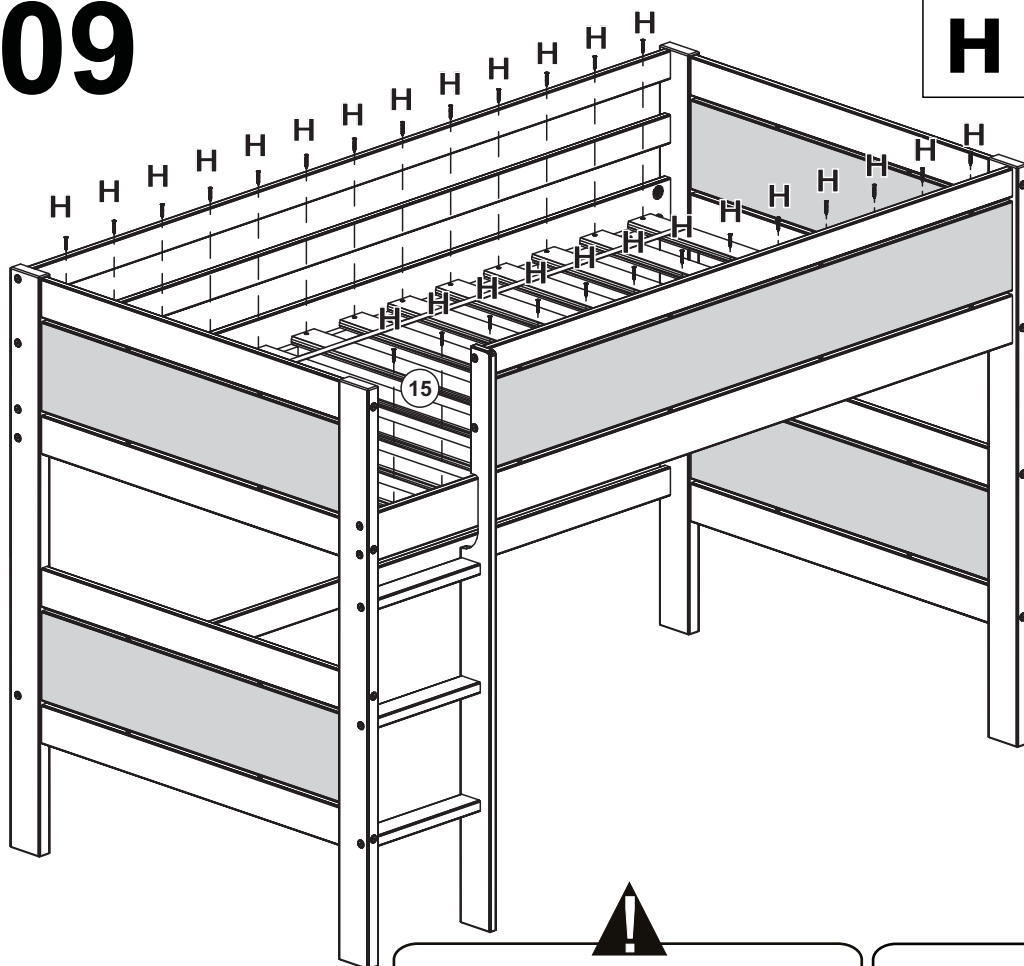
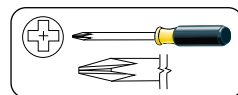
D	 Ø7x70mm	02	G	 4mm	01
E	 Ø7x50mm	02			



**AFTER ATTACHED
SCREWS E&D
AT THIS TIME,
PLEASE TIGHTEN
ALL SCREWS!**

09

H	 Ø4x30mm	26
----------	--	-----------



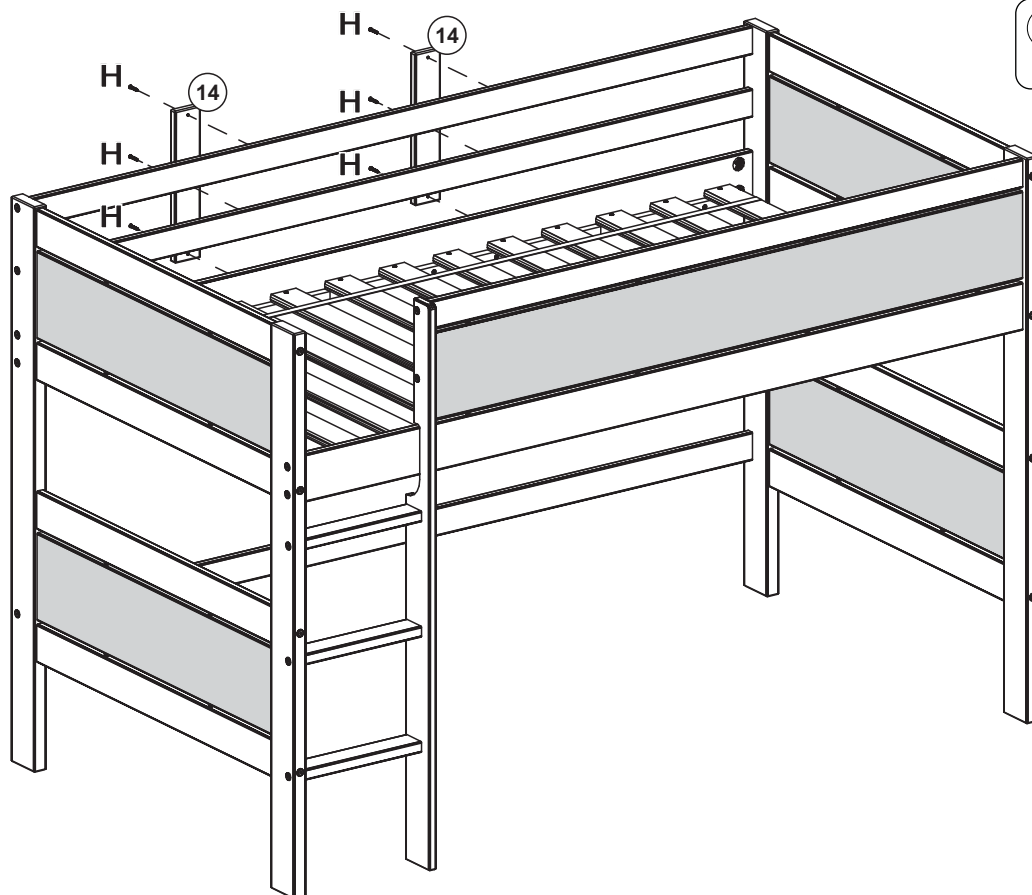
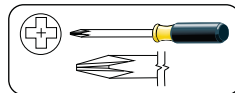
**“INSTALL SLAT KIT WITH SPACER
TAPE ON TOP(FACING UP)”**

**The first slats must be fixed at
3" from each headboard end.**

10

H

Ø4x30mm

06

11

