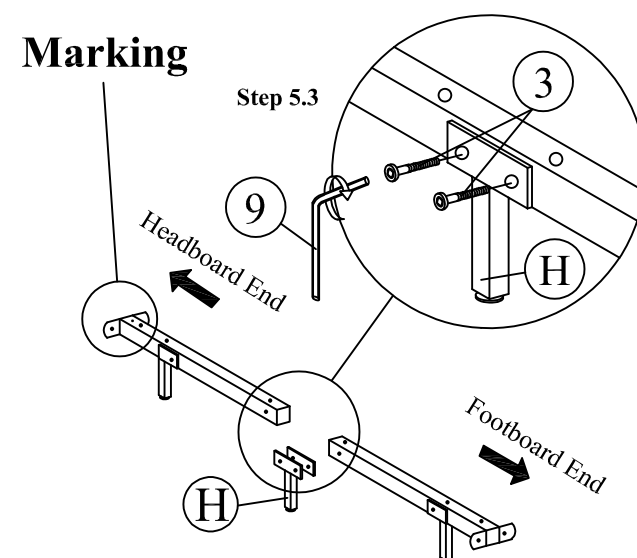
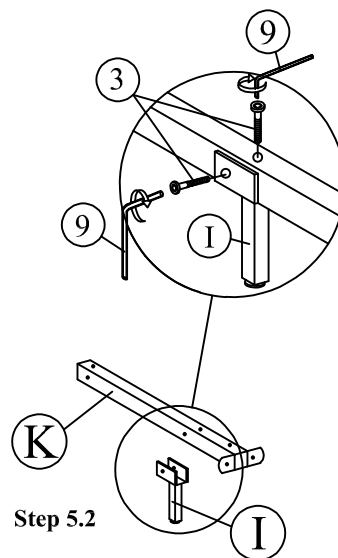
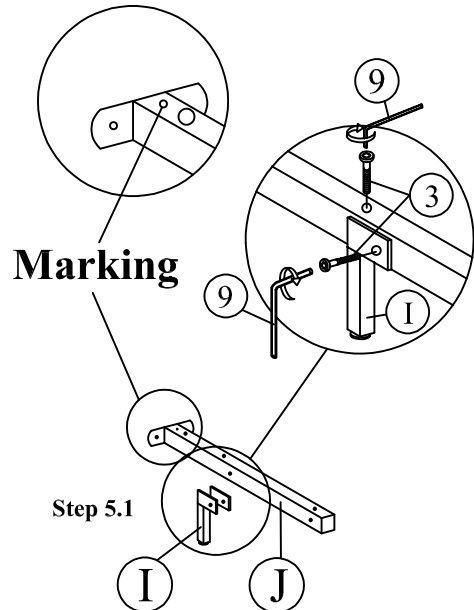
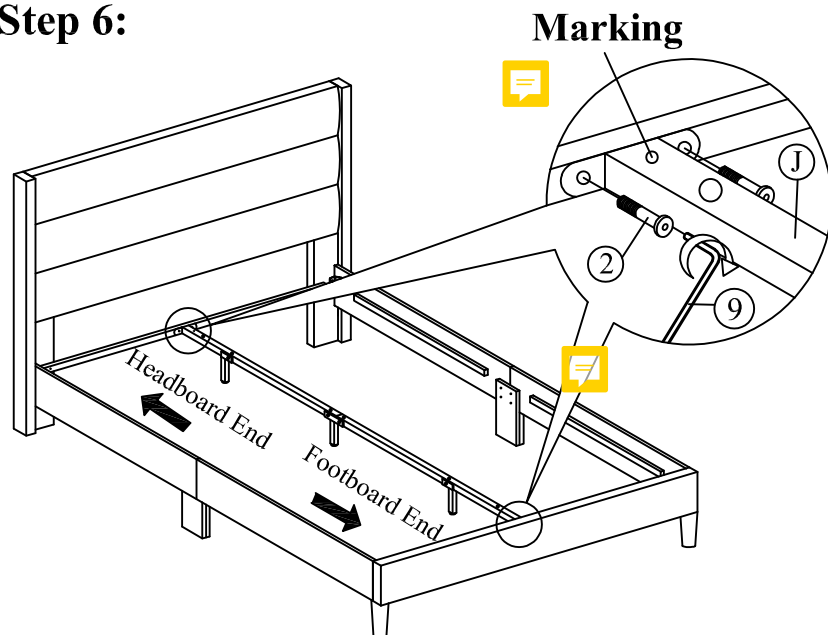


										Assembly Instruction									
PARTS LIST										<div>Step 1:</div>									
A		Headboard	1 pc	H		Center Metal Support Legs	1 pc												
B		Footboard	1 pc	I		Metal Support Legs	2 pcs												
C		Side Rail	4 pcs	J		Marking Footboard	1 pc												
D		Headboard Legs	2 pcs	K		Headboard Rail	1 pc												
E		Footboard Legs	2 pcs	L		14 Pcs L1, L2	2 pcs												
F		Side Rail Legs	2 pcs	M		Side Wing	2 pcs												
G		Center Metal Support	1 pc					<div>Step 2:</div>											
HARDWARE LIST										<div>Step 3:</div>									
1		JCBB M8	8 pcs	6		Flat Washers	14 pcs												
2		JCBC M6	12 pcs	7		CSK Screws	28 pcs												
3		JCBC M6 x 35	18 pcs	8		Allen Key 7mm	1 pc												
4		JCBC M6 x 45	4 pcs	9		Allen Key 5mm	1 pc												
5		Spring Washers	10 pcs																

Step 5:



Step 6:



Step 7:

