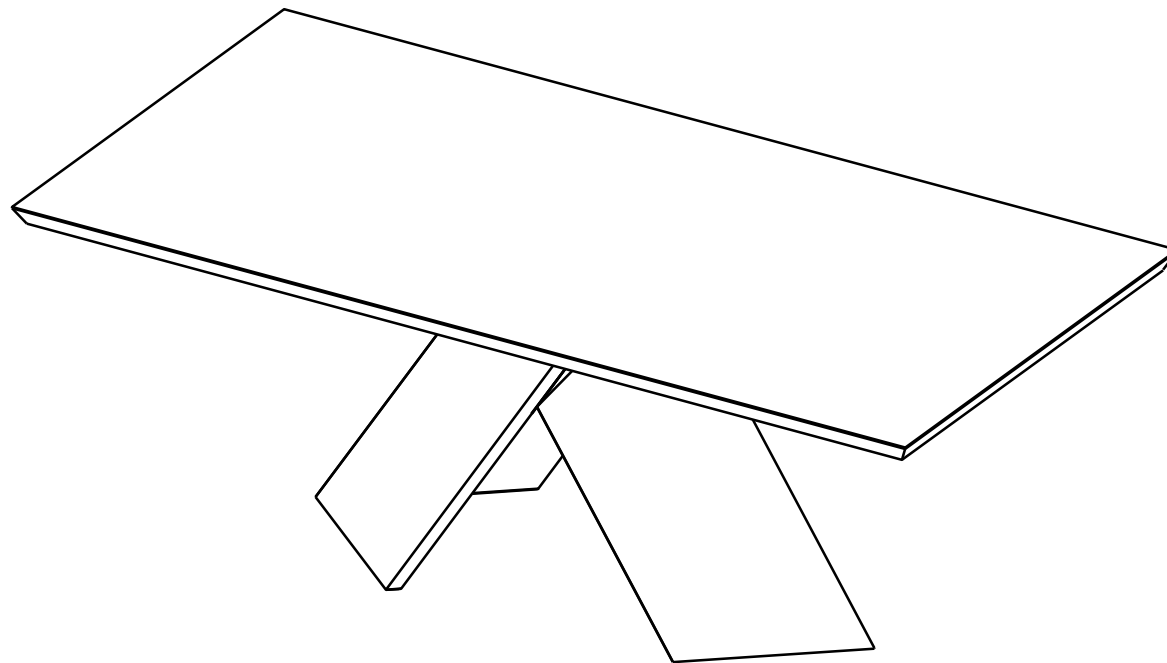


ASSEMBLY INSTRUCTIONS.

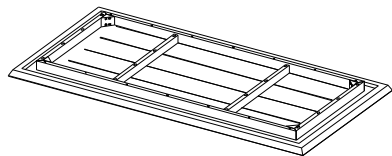
DINING TABLE



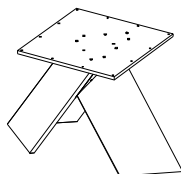
THANK YOU FOR YOUR PURCHASE!

PARTS AND HARDWARE.

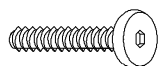
A. TABLE TOP x 01 PC



B. BASE x 01 PC



1. BOLT x 12



2. LOCK WASHER x 12



3. FLAT WASHER x 12



4. ALLEN KEY x 1



NOTES.

Thank you for purchasing this quality product! Be sure to check all packing material carefully for small part that may have come loose inside the carton during shipping.

CAUTION: The item is heavy, assembly should be performed by two people.

STEP 1.

