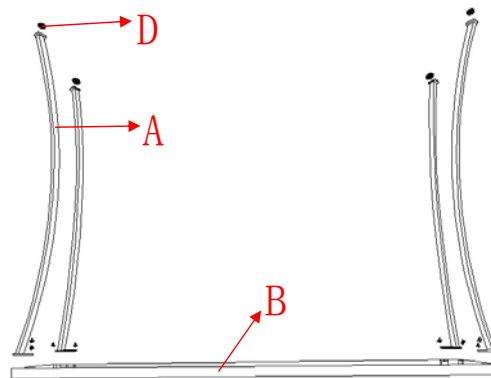


Parts/Hardware list

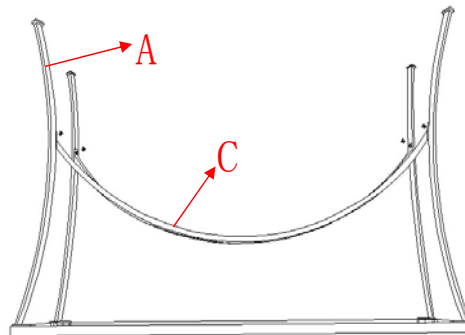
A	Legs	4 PCS	B	Top Frame	1 PC
C	Stretcher	1 PC	D	Felt Pad	4 PCS
E	Glass Top	1 PC	F	Screws	12 PCS

1. Take the parts carefully out of the carton, and place them on a flat and soft surface, making sure that the parts will not be damaged.
2. Assemble the Legs(A) on Top Frame(B) together using 8 Screws. Please match color dot near screw holes.



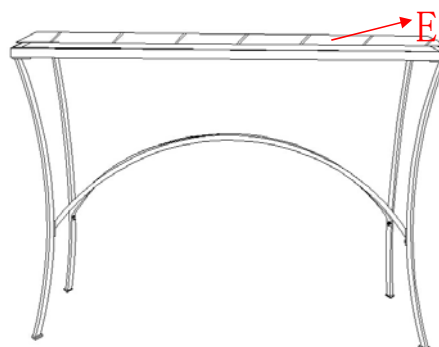
( 1 )

3. Assemble the Stretcher(C) on the Legs(A) together using 4 Screws. Please match color dot near screw holes.
4. Stick the Felt Pads(D) on the bottom of the Legs(A).



( 2 )

5. Turn over the table top, place the Glass Top(E) on Top Frame(B).



( 3 )

**To clean, wipe with soft dry cloth.**