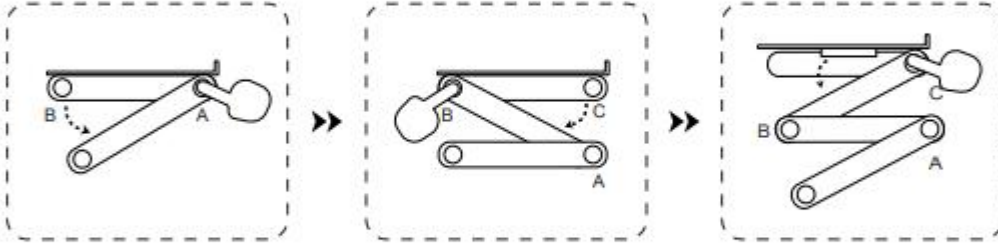


HOW TO USE THIS LAPTOP STAND?

The laptop table can be adjusted the legs as shown in the images below.
To make it easy to use, we provide parameter of positions angle for setting.
Please choose the perfect one for your need.



Step 1

1. Press button A
2. Set angle
3. Release

Step 2

1. Press button B
2. Set angle
3. Release

Step 3

1. Press button C
2. Set angle
3. Release

POPULAR POSITIONS



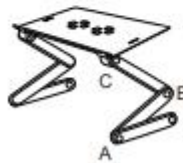
Desk Laptop Stand

- A. 0°
- B. 0°
- C. 15°



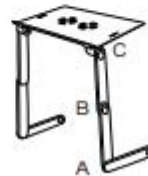
Bed Lap Desk

- A. 270°
- B. 30°
- C. 120°



Sofa Tablet Stand

- A. 30°
- B. 285°
- C. 60°



Standing Desk for Work

- A. 90°
- B. 180°
- C. 105°

