

Thank you for your purchase!



9 FT Round Umbrella

ASSEMBLY INSTRUCTIONS

Before You Begin:

Please identify all component parts and hardware pieces required before your begin. Carefully remove all of the components from the packaging and set aside for assembly. Assemble on a soft surface to prevent scratching during assembly.

Caution:

Tighten all components securely before use. Failure to do so may result in personal injury. DO NOT use any sharp objects to open plastic wrapped components as damage to product or components may result.


Warning:



CHOCKING HAZARD -Small Parts. Adult Assembly Required.

DO NOT ALLOW CHILDREN TO CLIMB ON FURNITURE

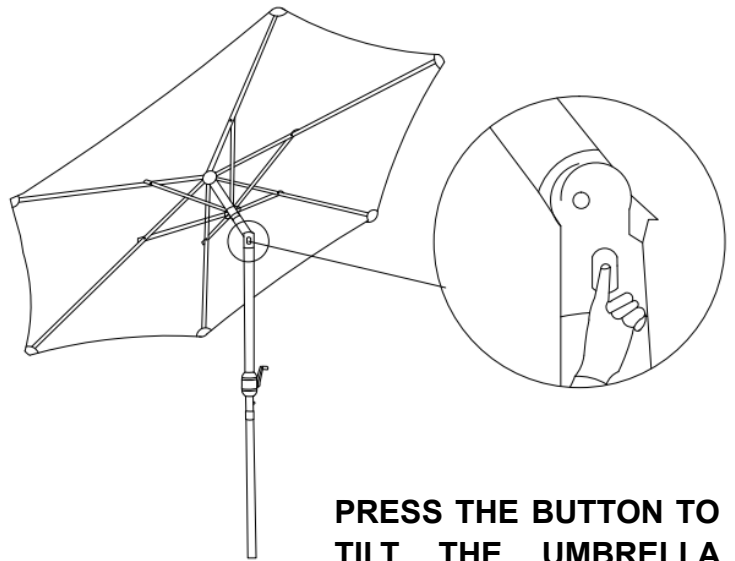
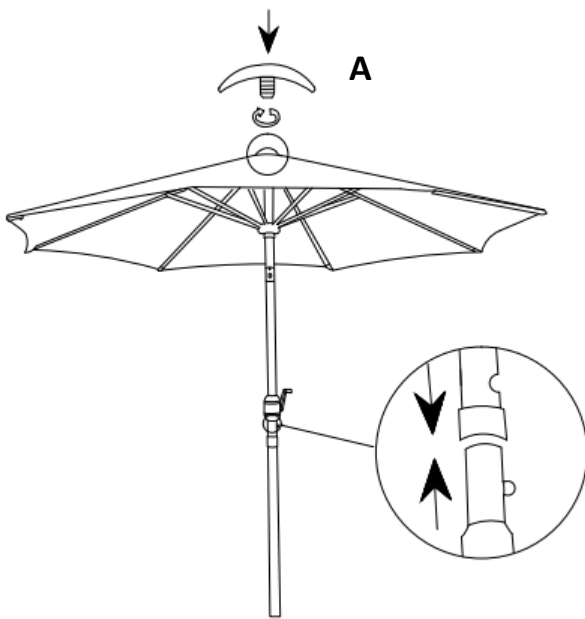


PARTS


A	Umbrella Cap 	1 PC
---	---------------------------------------------------------------------------------------------------	------

B	Extension Pole 	1 PC
C	Umbrella 	1 PC

STEPS



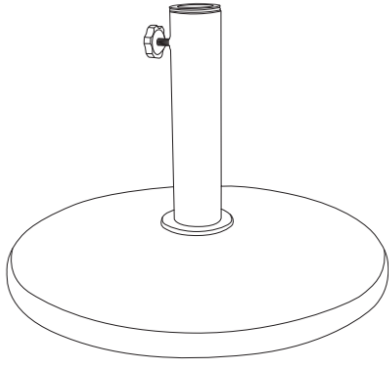
**PRESS THE BUTTON TO
TILT THE UMBRELLA
POSITION**



**DO NOT OPEN OR CLOSE
THE UMBRELLA WHEN
TILTED**



Thank you for your purchase!



19.3 Inch Umbrella Base

ASSEMBLY INSTRUCTIONS

Before You Begin:

Please identify all component parts and hardware pieces required before your begin. Carefully remove all of the components from the packaging and set aside for assembly. Assemble on a soft surface to prevent scratching during assembly.

Caution:

Tighten all components securely before use. Failure to do so may result in personal injury.

DO NOT use any sharp objects to open plastic wrapped components as damage to product or components may result.


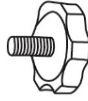
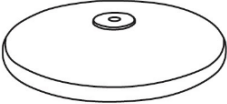


Warning:

CHOCKING HAZARD -Small Parts. Adult Assembly Required.

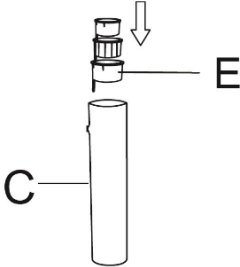
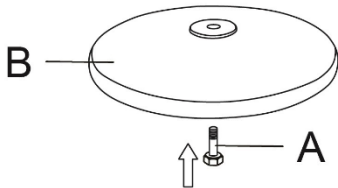
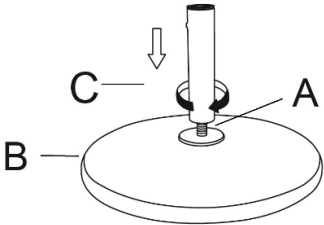
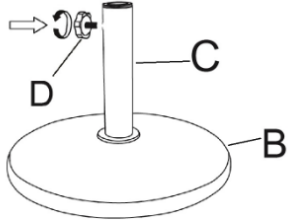
DO NOT ALLOW CHILDREN TO CLIMB ON FURNITURE

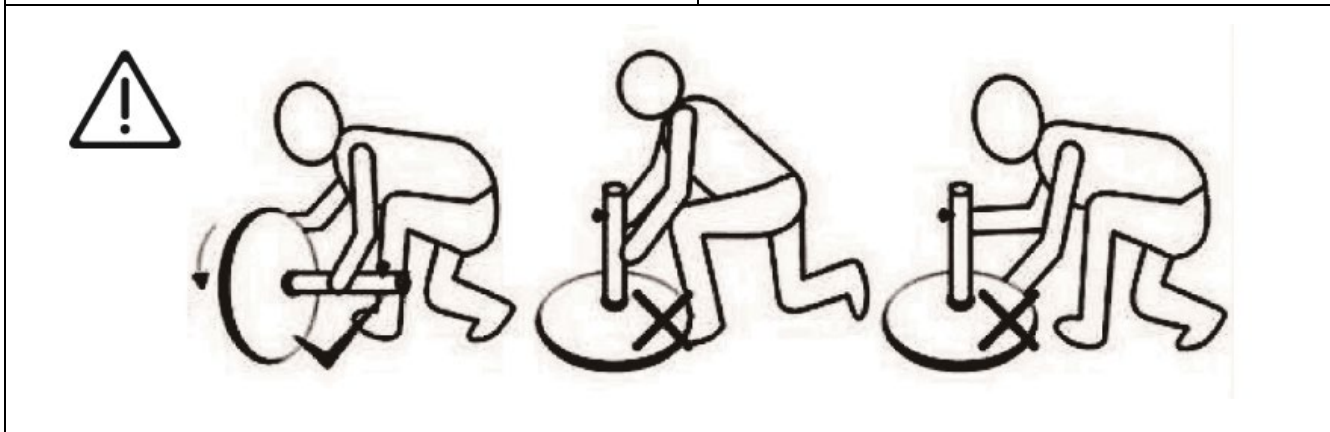
.....

PARTS

A		1 PC	D		1 PC
B		1 PC	E		3 PCS
C		1 PC			

STEPS

<p>Step 1:</p>  <div style="border: 1px solid black; padding: 5px; margin-top: 10px;"> <p>Adapter tips: Small: ϕ 30- ϕ 35mm Medium ϕ 40- ϕ 45mm Large: ϕ 48- ϕ 50mm</p> </div> <p>Embed (E) in (C), please make sure the adapter(E) is suitable for the umbrella pole diameter, remove the smaller part (E).</p>	<p>Step 2:</p>  <p>Turn (B) on its side and insert (A) into the hole.</p>
<p>Step 3:</p>  <p>Connect(C) and (A) and rotate (C) to tighten.</p>	<p>Step 4:</p>  <p>Insert the umbrella pole, then tighten (D) to fix the umbrella pole in place.</p>



Thank you for your purchase!