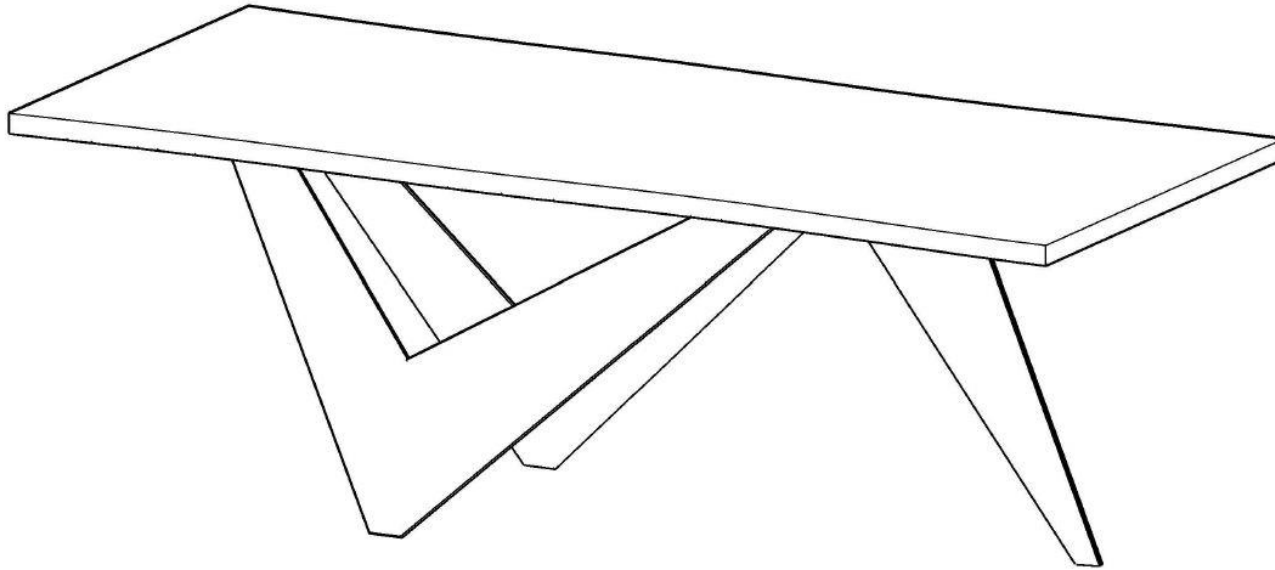


ASSEMBLY INSTRUCTIONS.




DINING TABLE LARGE



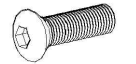
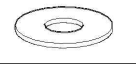

THANK YOU FOR YOUR PURCHASE!

PARTS AND HARDWARE.

PARTS LIST

| NO. | DESCRIPTION | IMAGE | Q'TY |
|-----|-------------|---|------|
| P1 | TABLE TOP |  | 1 |
| P2 | METAL BASE |  | 2 |
| P3 | METAL BASE |  | 1 |

HARDWARES LIST

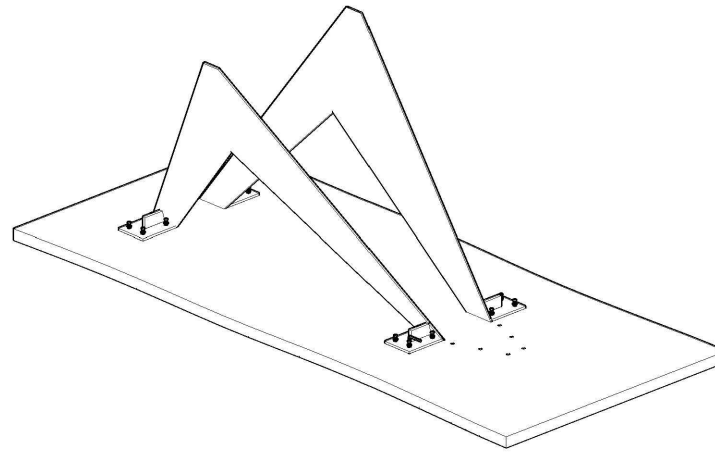
| NO. | DESCRIPTION | IMAGE | Q'TY |
|-----|-------------|---|------|
| H1 | ALLEN BOLT |  | 22 |
| H2 | WASHER |  | 22 |
| H3 | ALLEN KEY |  | 1 |

NOTES.

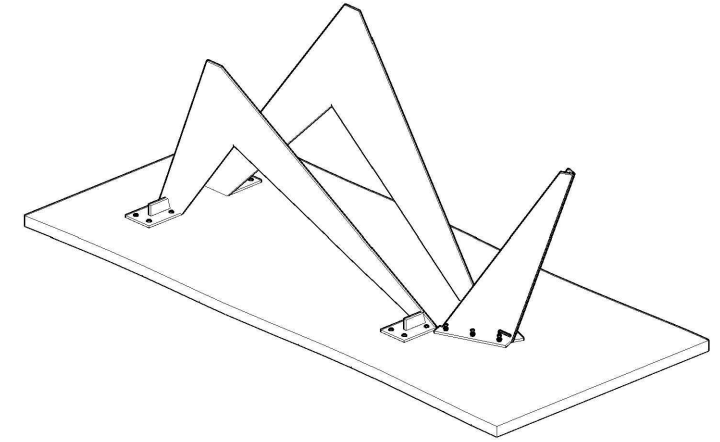
Thank you for purchasing this quality product! Be sure to check all packing material carefully for small part that may have come loose inside the carton during shipping.

CAUTION: The item is heavy, assembly should be performed by two people.

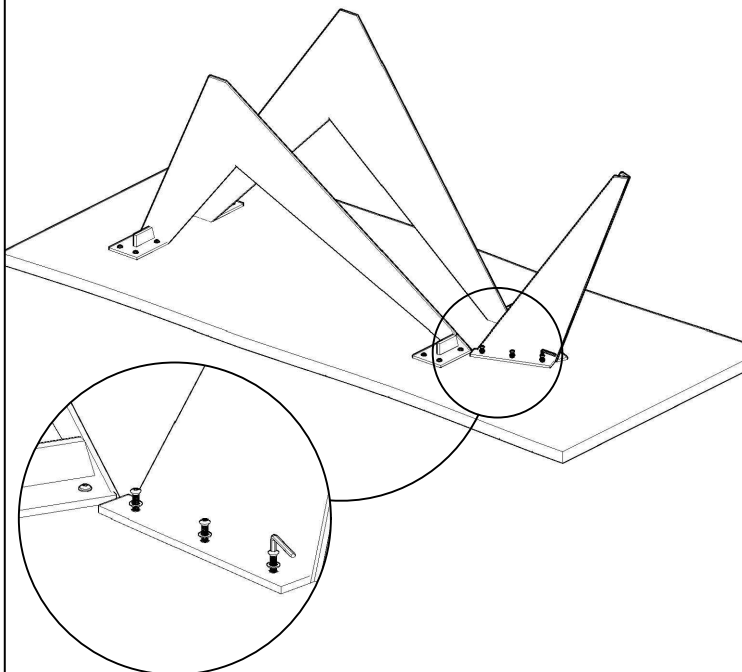
STEP 1.



STEP 2.



STEP 3.



STEP 4.

