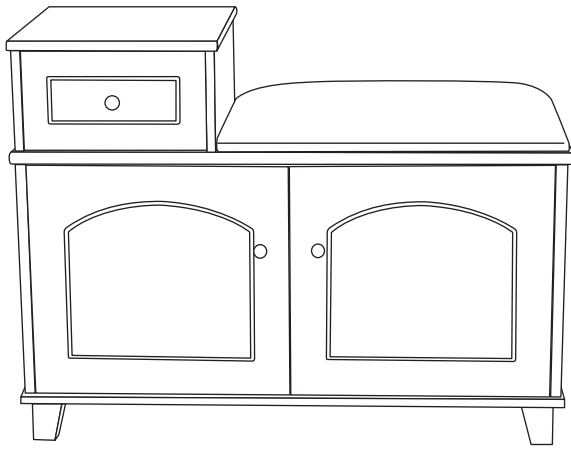


# Wooden shoes cabinet

Two adults must be required. Before you begin, please follow Assembly Instruction step by step.



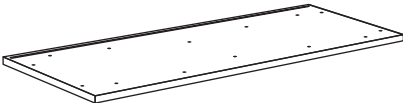
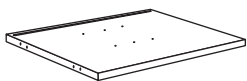
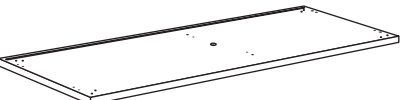
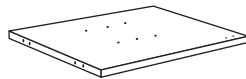

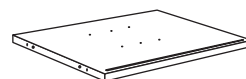
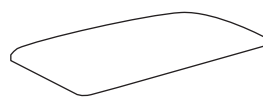
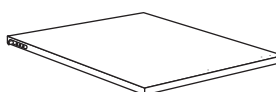

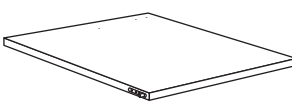
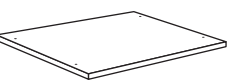


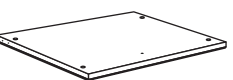

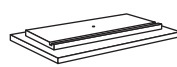





Tool Required











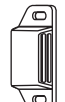










## Maintenances:

1. Keep the cabinet door closed when not in use.
2. Use mild furniture cleaner to clean the cabinet.
3. Open the door gently to avoid falling contents.

## MDF Panel parts

	① 1pc 810*360*18mm		⑥ 1pc 347*355*15mm		
	② 1pc 810*360*15mm		⑦ 1pc 347*320*15mm		
	③ 1pc 778*357*5mm		⑧ 1pc 347*355*15mm		
	④ 1pc 510*355*40mm		⑨ 1pc 380*342*15mm		
	⑤ 1pc 800*30*15mm		⑩ 1pc 380*342*15mm		
	⑪ 2pcs 376*310*9mm		⑮ 1pc 355*145*12mm		⑲ 1pc 300*245*3mm
	⑫ 1pc 360*300*15mm		⑯ 1pc 264*145*12mm		⑳ 1pc 260*141*12mm
	⑬ 1pc 328*264*12mm		⑰ 1pc 310*100*9mm		㉑ 1pc 238*110*9mm
	⑭ 1pc 355*145*12mm		⑰ 1pc 310*100*9mm		

## Hardware fitting

	②② 4pcs 8*30mm		②③ 1pc 8*50mm		②④ 12pcs 3.0*12mm		②⑤ 8pcs 3.5*25mm		②⑥ 12pcs 4.0*30mm		②⑦ 13pcs		②⑧ 12pcs		②⑨ 12pcs		③① 2pcs		③① 2pcs
	③② 16pcs		③③ 1pc		③④ 4pcs		③⑤ 4pcs		③⑥ 2pcs		③⑦ 1ps		③⑧ 3pcs		③⑨ 2pcs		④① 1pc		

# Assistance may be required for assembly of this product

Please read the instructions carefully before assembling the shoe cabinet.

Two adults are required for assembly of this product on a clean, flat surface , rough surface that could scratch the panels.

