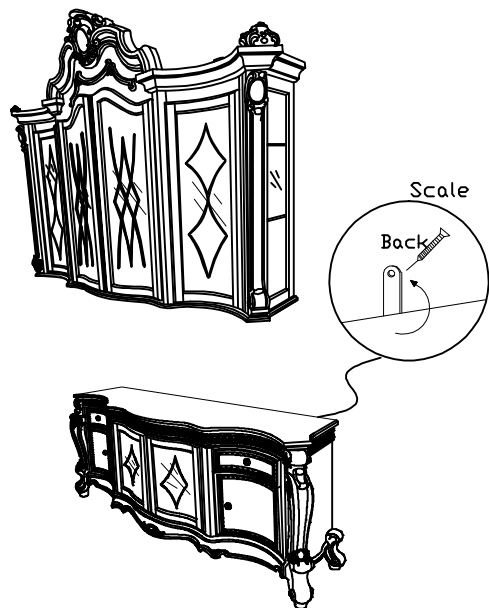
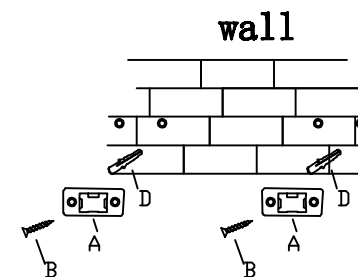
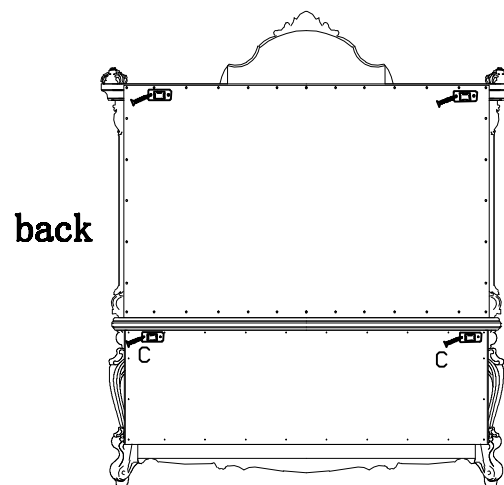


# ASSEMBLY INSTRUCTION

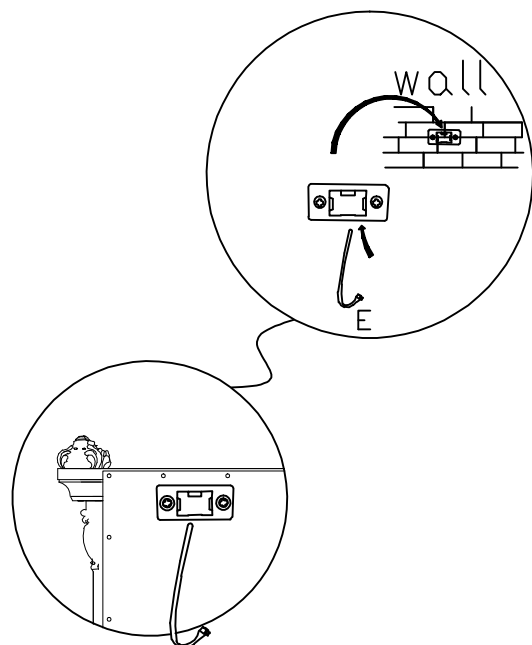
## Step 1:




## Step 2:



## Step 3:



## Finish:



## Hardware List

No.:	Description	Drawing	Size	Q' ty
A	Fasten unit		44mmX20mm	4
B	Long Screw		Ø7mmX38mm	4
C	Short Screw		Ø6mmX16mm	4
D	Shrink bolt		Ø5/16"X1-1/2"	4
E	Safety belt		8mmX250mm	2