






# ASSEMBLY INSTRUCTION

Model#622-C

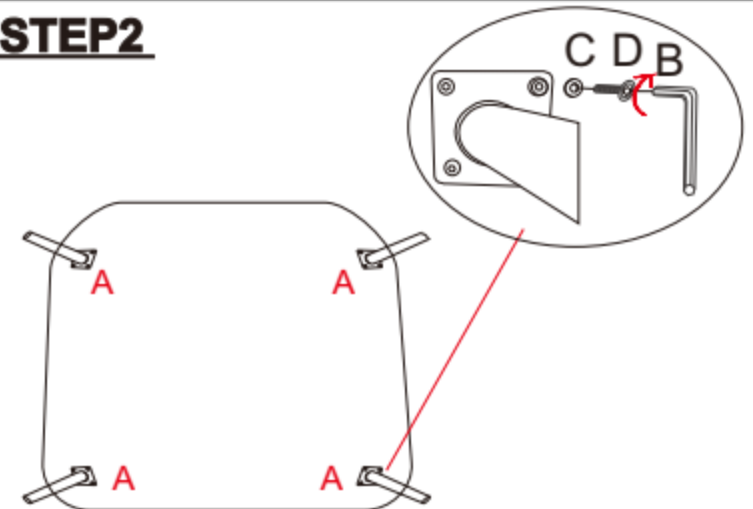
## HARDWARE LIST

NO.	DESCRIPTION	QTY (pcs)
A		4
B		1
C		16
D		16

## STEP1



## STEP2



### \*IMPORTANT SAFETY INFORMATION FOR STEP 2:

Please ensure each leg is facing outwards toward its corresponding corner.  
Facing legs inward may result in tipping.

## STEP3

