



Natural Handwoven Water Hyacinth Lidded Double Laundry Hamper with Gold Sphere Casters

Model #: STR06653

Thank you for choosing Seville Classics!

We hope you enjoy your new laundry hamper.
Please read through this user guide for frequently asked questions
and customer support contact information.

Customer Service Information

Seville Classics, Inc

Telephone: (800) 323-5565

Fax: (310) 533-3899

Hours: 8:30 AM – 4:30 PM (PST)

Email: Support@SevilleClassics.com

Online Store: www.SevilleClassics.com

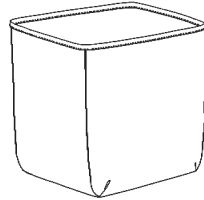
What's in the Box?



A. Laundry Hamper (1pc)



B. Casters (4pc)



C. Hamper Liner (1pc)

Dimensions:

Laundry Hamper (1 piece): 23" W x 15" D x 23" H

Casters (4 pieces): 2" diameter

Hamper Liner (1 piece)

Is the liner machine washable?

Yes.

Can I buy a replacement liner?

Yes, replacement liners can be purchased at www.sevilleclassics.com.

Please make sure you have all the parts on this list.

If you are missing parts, contact us for replacements at (800) 323-5565 or send an email to Support@SevilleClassics.com.



STEP 1.

Screw in the **4 casters (B)** into the designated holes located at the four corners underneath the hamper.



STEP 2.

Unfold the **hamper (A)** completely so all sections are expanded. Next, lift up the pre-installed **liner (C)** and fold down the bottom panel from the inside the hamper as shown below. Insert the bottom into the 4 hooks to keep the bottom securely in place.



STEP 3.

Place **liner (C)** back inside the **hamper (A)**. Your hamper is now ready to use.