

Fixture Type: \_\_\_\_\_

Catalog Number: \_\_\_\_\_

Project: \_\_\_\_\_

Location: \_\_\_\_\_

### Ceiling Mount

Model & Size	Color Temp	Finish	LED Watts	LED Lumens	Delivered Lumens
○	○ 3000K	○ BK Black ○ SS Stainless Steel	10W	878	574

#### DESCRIPTION

Optimal diffuser amplifies the brightness on this durable waterproof outdoor flush mount.

#### FEATURES

- Lightweight, injection-molded, UV-rated acrylic diffuser enhances brightness, safety lock prevents slippage
- 277V option available for 9", 12" & 15" sizes (special order)
- Built in color temperature adjustability. Switch from 2700K/3000K/3500K
- Compact 3CCT switch installs within the junction box
- Option to pre-select color temperature or adjust in the field
- 0-10V dimming option (LDS065M010AFE-LO1) available (special order), unit dimensions: 3.4" x 1.2" x 0.5"
- ACLED driverless technology
- 5 year warranty



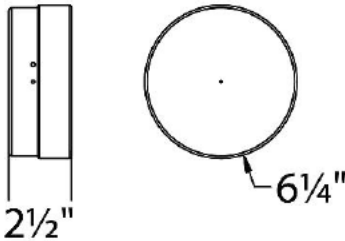
#### SPECIFICATIONS

Color Temp:	3000K
Input:	120 VAC,50/60Hz
CRI:	90
Dimming:	ELV: 100-10% ,TRIAC: 100-10%
Rated Life:	50000 Hours
Mounting:	Can be mounted on ceiling or wall in all orientations
Standards:	ETL, cETL,IP65,Title 24 JA8 Compliant,Energy Star 2.0 Wet Location Listed
Construction:	Weather-resistant 316 stainless steel body with thick acrylic shade

#### FINISHES:



#### LINE DRAWING:



Fixture Type: \_\_\_\_\_

Catalog Number: \_\_\_\_\_

Project: \_\_\_\_\_

Location: \_\_\_\_\_

**Ceiling Mount**

Model & Size	Color Temp	Finish	LED Watts	LED Lumens	Delivered Lumens
○	○ 3000K	○ BK Black ○ SS Stainless Steel	17W	1571	1070

**DESCRIPTION**

Optimal diffuser amplifies the brightness on this durable waterproof outdoor flush mount.

**FEATURES**

- Lightweight, injection-molded, UV-rated acrylic diffuser enhances brightness, safety lock prevents slippage
- 277V option available for 9", 12" & 15" sizes (special order)
- Built in color temperature adjustability. Switch from 2700K/3000K/3500K
- Compact 3CCT switch installs within the junction box
- Option to pre-select color temperature or adjust in the field
- 0-10V dimming option (LDS065M010AFE-LO1) available (special order), unit dimensions: 3.4" x 1.2" x 0.5"
- ACLED driverless technology
- 5 year warranty

**SPECIFICATIONS**

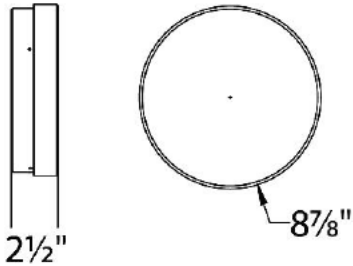
**Color Temp:** 3000K  
**Input:** 120 VAC,50/60Hz  
**CRI:** 90  
**Dimming:** ELV: 100-10% ,TRIAC: 100-10%  
**Rated Life:** 50000 Hours  
**Mounting:** Can be mounted on ceiling or wall in all orientations  
**Standards:** ETL, cETL,IP65,Title 24 JA8 Compliant,Energy Star 2.0 Wet Location Listed  
**Construction:** Weather-resistant 316 stainless steel body with thick acrylic shade



**FINISHES:**



**LINE DRAWING:**



Fixture Type: \_\_\_\_\_

Catalog Number: \_\_\_\_\_

Project: \_\_\_\_\_

Location: \_\_\_\_\_

## Ceiling Mount

Model & Size	Color Temp	Finish	LED Watts	LED Lumens	Delivered Lumens
○	○ 3000K	○ BK Black ○ SS Stainless Steel	27W	2566	1482

### DESCRIPTION

Optimal diffuser amplifies the brightness on this durable waterproof outdoor flush mount.

### FEATURES

- Lightweight, injection-molded, UV-rated acrylic diffuser enhances brightness, safety lock prevents slippage
- 277V option available for 9", 12" & 15" sizes (special order)
- Built in color temperature adjustability. Switch from 2700K/3000K/3500K
- Compact 3CCT switch installs within the junction box
- Option to pre-select color temperature or adjust in the field
- 0-10V dimming option (LDS065M010AFE-LO1) available (special order), unit dimensions: 3.4" x 1.2" x 0.5"
- ACLED driverless technology
- 5 year warranty

### SPECIFICATIONS

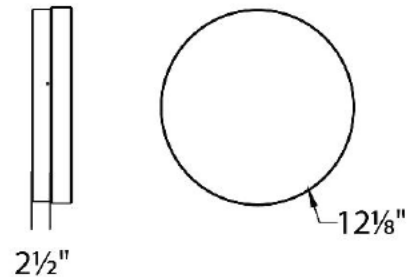
Color Temp:	3000K
Input:	120 VAC,50/60Hz
CRI:	90
Dimming:	ELV: 100-10% ,TRIAC: 100-10%
Rated Life:	50000 Hours
Mounting:	Can be mounted on ceiling or wall in all orientations
Standards:	ETL, cETL,IP65,Title 24 JA8 Compliant,Energy Star 2.0 Wet Location Listed
Construction:	Weather-resistant 316 stainless steel body with thick acrylic shade



### FINISHES:



### LINE DRAWING:



Fixture Type: \_\_\_\_\_

Catalog Number: \_\_\_\_\_

Project: \_\_\_\_\_

Location: \_\_\_\_\_

Model & Size	Color Temp	Finish	LED Watts	LED Lumens	Delivered Lumens
○	○ 3000K	○ BK Black ○ SS Stainless Steel	31W	2400	1773

**DESCRIPTION**

Optimal diffuser amplifies the brightness on this durable waterproof outdoor flush mount.

**FEATURES**

- Lightweight, injection-molded, UV-rated acrylic diffuser enhances brightness, safety lock prevents slippage
- 277V option available for 9", 12" & 15" sizes (special order)
- Built in color temperature adjustability. Switch from 2700K/3000K/3500K
- Compact 3CCT switch installs within the junction box
- Option to pre-select color temperature or adjust in the field
- 0-10V dimming option (LDS065M010AFE-LO1) available (special order), unit dimensions: 3.4" x 1.2" x 0.5"
- ACLED driverless technology
- 5 year warranty



**SPECIFICATIONS**

Color Temp:	3000K
Input:	120 VAC,50/60Hz
CRI:	90
Dimming:	ELV: 100-10% ,TRIAC: 100-10%
Rated Life:	50000 Hours
Mounting:	Can be mounted on ceiling or wall in all orientations
Standards:	ETL, cETL,IP65,Title 24 JA8 Compliant,Energy Star 2.0 Wet Location Listed
Construction:	Weather-resistant 316 stainless steel body with thick acrylic shade

**FINISHES:**



**LINE DRAWING:**

