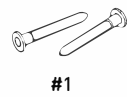
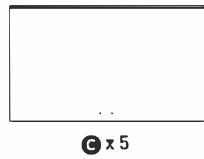
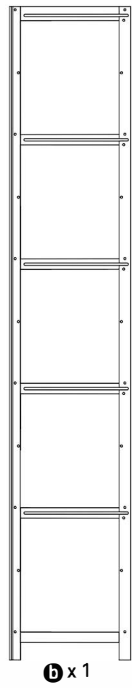
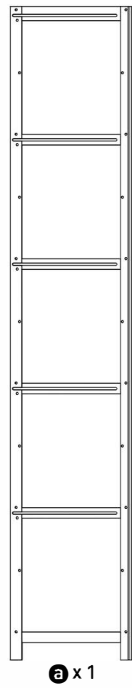


HARDWARE



#1



#5



#2



#6



#3



#7



#4



ATTENTION

- ① Please always read and adhere to the assembly, maintenance, and operating instructions.
- Do not discard any packaging until you have verified that all parts and the fittings packet are present.
- Keep children away during assembly, as this item contains small parts that could be a choking hazard.
- ④ Gently wipe the frame with water only. Do not use bleach, acids, or other solvents.
- ⑤ Check all hardware before assembly. Using incorrect parts may cause damage.



Scan the QR code to view the assembly video.



FINISHED PRODUCT

ASSEMBLY INSTRUCTIONS

