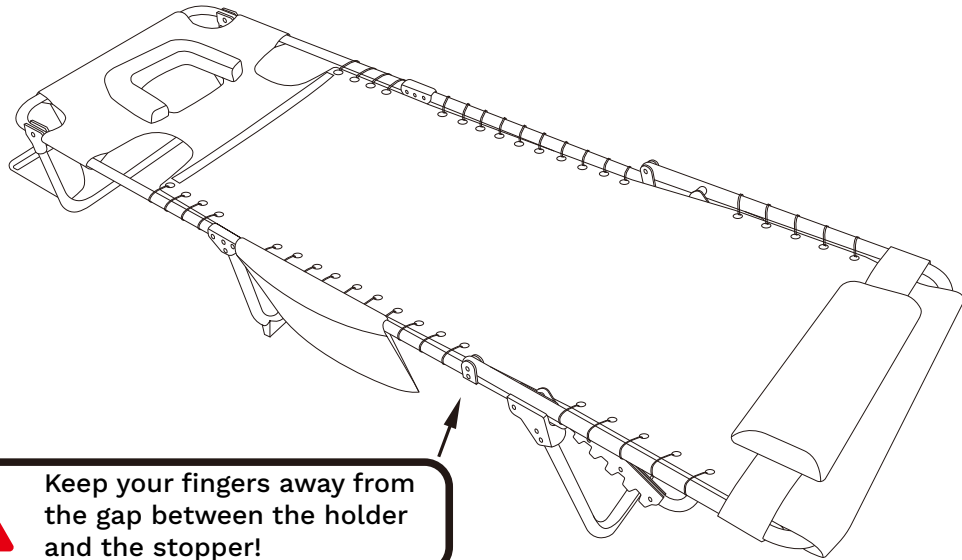


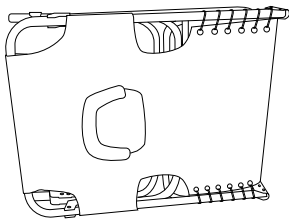
ASSEMBLY INSTRUCTIONS



Notice:

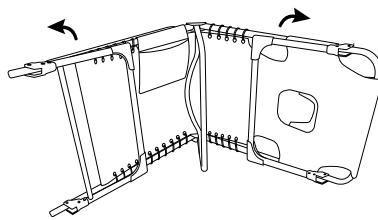
Thank you very much for choosing our product. Please take the time to read these instructions carefully and learn carefully how to use this product. Keep this booklet for future reference. We would like to hear any comments or suggestions you may have, and you can contact us through the Amazon consumer Messages to contact us with any questions. Our staff will help you to solve your problem as soon as possible. Please adjust your zero gravity chair before use and be careful not to push too hard when reclining.

1.



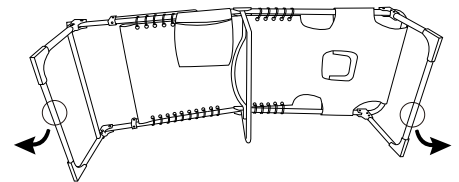
Take the chair out of the package.

2.



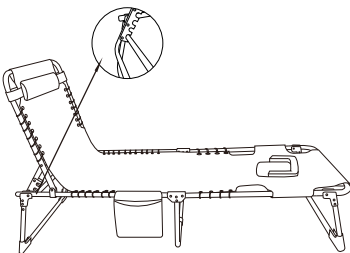
Unfold the backrest and seat.

3.



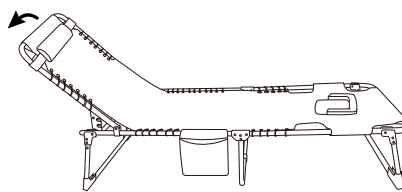
Unfold the Legs.

4.

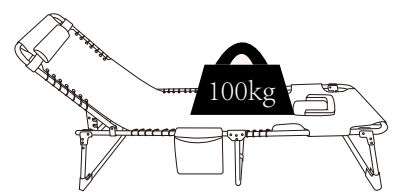


Snap the locking gear onto the crossbar.

5.



The angle of the backrest is adjustable.



The maximum weight capacity of the chair is 100 kg(220 lbs)

The backrest of the chair can be adjusted in 4 positions.

