


# ASSEMBLY INSTRUCTION

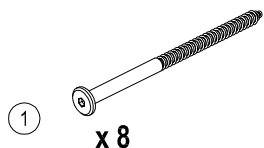
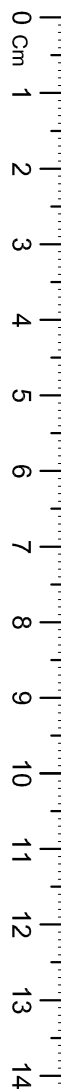

DE - MONTAGEANWEISUNG  
 FR - INSTRUCTIONS DE MONTAGE  
 DK - MONTAGEVEJLEDNING  
 CZ - NÁVOD K MONTÁŽI  
 ES - INSTRUCCIONES DE MONTAJE  
 FI - ASENNUSOHJE

HR - UPUTE ZA MONTAŽU  
 SE - MONTERINGSANVISNING  
 SI - NAVODILA ZA MONTAŽO  
 TR - MONTAJ TALIMATI  
 NO - MONTASJEANVISNING  
 IT - ISTRUZIONI DI MONTAGGIO

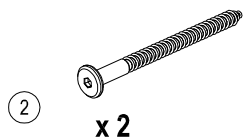
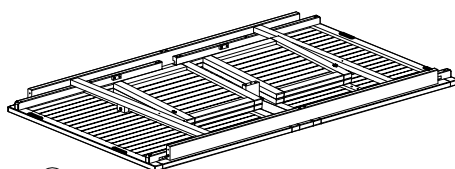
GR - ΟΔΗΓΙΑ ΣΥΝΑΡΜΟΛΟΓΗΣΗΣ  
 NL - MONTAGE INSTRUCTIE  
 PT - INSTRUÇÕES DE MONTAGEM  
 PL - INSTRUKCJA MONTAŻU  
 HU - SZERELÉSI UTASÍTÁS



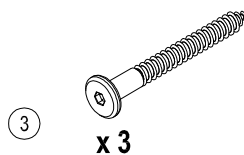
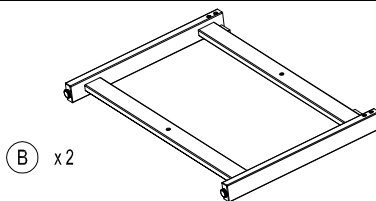
20 min



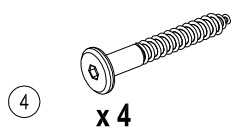
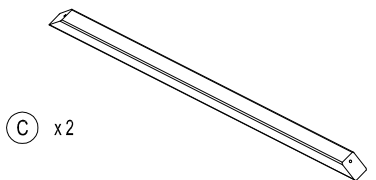
(7 x 120)



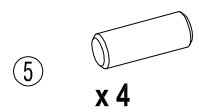
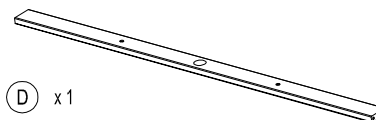
(7 x 90)



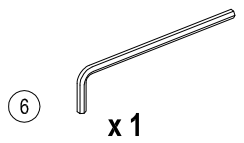

(7 x 65)



(7 x 50)



(10x40)



(4 x 98)

