




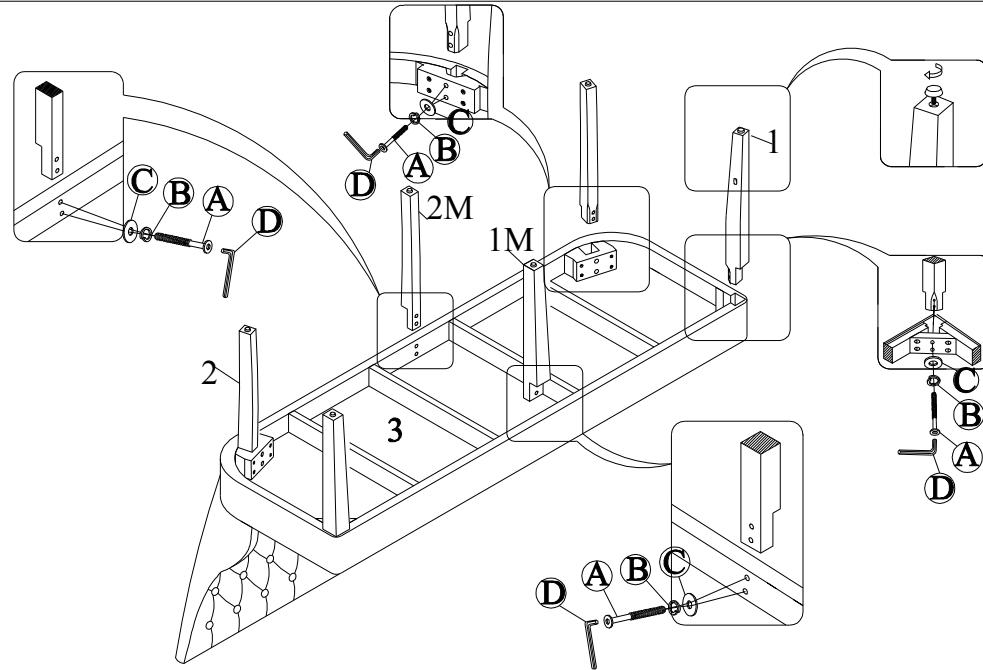






# DINING BENCH

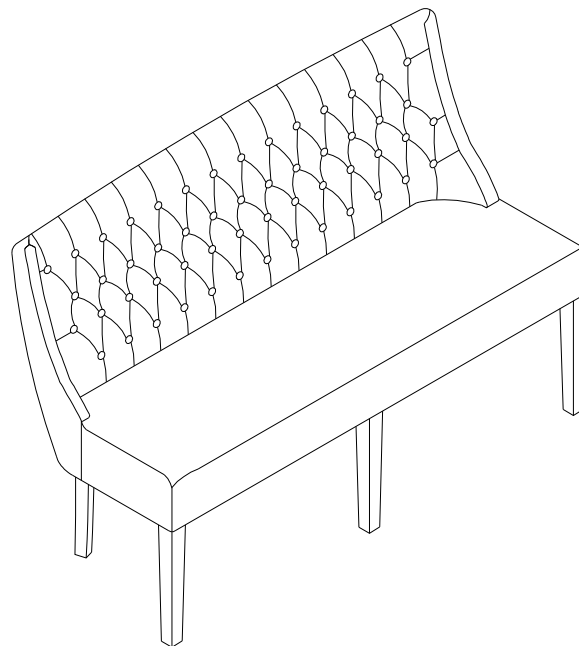
## PARTS LIST

No.	DESCRIPTION	IMAGE	QTY
1	FRONT LEG		2
1M	FRONT MIDDLE LEG		1
2	BACK LEG		2
2M	BACK MIDDLE LEG		1
3	CUSHION SEAT		1



## HARDWARE LIST

No.	DESCRIPTION	IMAGE	QTY
A	BOLT 5/16" x 50mm		12
B	SPRING WASHER Ø 5/16" x 13mm		12
C	FLAT WASHER Ø 5/16" x 19mm		12
D	ALLEN KEY		1



**COMPLETE**