

# **ASSEMBLY INSTRUCTIONS.**



OUTDOOR DINING CHAIR SAGE GREEN-M2







THANK YOU FOR YOUR PURCHASE!

## PARTS AND HARDWARE.

### PARTS LIST

No.	DESCRIPTION	IMAGE	Q'TY
P1	SEAT		1
P2	METAL LEGS		1

### HARDWARE LIST

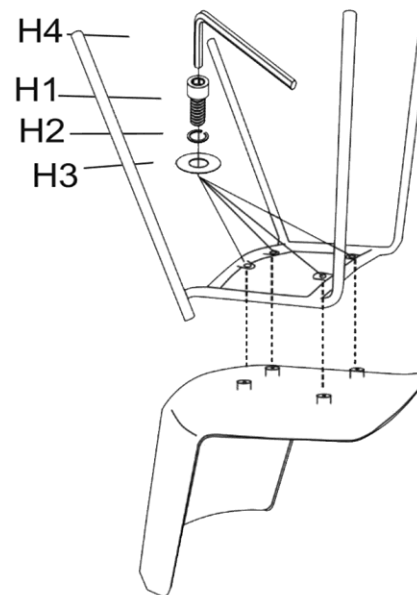
No.	DESCRIPTION	IMAGE	Q'TY
H1	BOLT (6X16MM)		4
H2	SPRING WASHER (6X10X1MM)		4
H3	FLAT WASHER (6X18X2MM)		4
H4	ALLEN KEY		1

## NOTES.

Thank you for purchasing this quality product! Be sure to check all packing material carefully for small part that may have come loose inside the carton during shipping.

**CAUTION:** Ensure not to overtighten screws to reduce the risk of stripping or breakage.

## STEP 1.



## STEP 2.

