

Build any swing gate with ease!

- ✓ Fence or Driveway
- ✓ Deck or Patio
- ✓ Animal Stall or Barn
- ✓ Garden or Pool
- ✓ Farm or Ranch
- ✓ And More!



From the brand who brought you the Adjust-A-Gate® Original.

Adjust-A-Gate® Unlimited gate framing kit gives you peace of mind by supporting up to 450 lbs.



Long-lasting performance.
Unlimited design possibilities.

ADJUST-A-GATE®

Your Gate. Your Way.™



CREATE A DOUBLE DRIVE GATE SYSTEM IN MINUTES

Simply buy two Adjust-A-Gate® kits to build a custom sized double drive gate system.



DON'T FORGET TO GET YOUR DROP ROD KIT

The Adjust-A-Gate Drop Rod kit is perfect for keeping that double drive gate in place.



LIFETIME STEEL POST™

Upgrade your fence with the strength of our Lifetime Steel Post™ – Unparalleled durability and security!

With an innovative top flange that allows for a continuous horizontal top rail, LTP is a durable, versatile, and attractive alternative to wood and round galvanized fence posts



Scan for
details!

Crafted. Stewardship. Legacy.

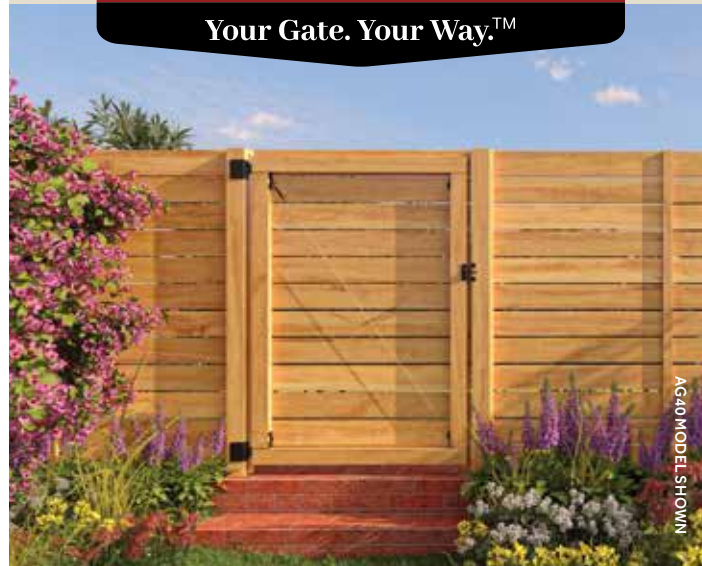


**JEWETT
CAMERON**
COMPANY

PO Box 1010 • North Plains, OR 97133
sales@jewettcameron.com
800-547-5877 • www.jewettcameron.com

ADJUST-A-GATE®

Your Gate. Your Way.™



DESIGNED BY INSTALLERS FOR INSTALLERS AND DIYERS

Building a fence can be challenging, especially when it comes to getting the gate just right. Adjust-A-Gate® has everything you need to build a dependable and adaptable gate frame.

Adjust-a-Gate® Original

Full Frame Gate system in 2 and 3 rail design

Adjust-a-Gate® Fit Right

Adjustable Chain Link gate system in Black or Galvanized.

Adjust-a-Gate® Unlimited

Minimal profile, maximum design options.

We are confident we have the right gate kit solution to fit your project and help you stay on schedule & budget.



**JEWETT
CAMERON**
FENCE

Founded in Oregon in 1953, Jewett Cameron Company strives to develop and build premium, innovative products in the fencing, pet home, and outdoor living categories.

ADJUST-A-GATE®

UNLIMITED

Minimal Profile Design Unlimited gate options

Other gate kits have “some” of the features. Adjust-A-Gate® Unlimited has everything you need to build the gate in this box.

Just add wood.

System Includes:



Pro-Grade J-Hook Hinges




Spring Loaded Latch Hardware



Cable and Turnbuckle Leveling System



Electro Galvanized Black Stainless Steel Screws





Strength and durability in a framed gate kit.

The premier full frame gate kit on the market, Adjust-A-Gate® Original is a straight-forward, lifelong solution, easy enough for homeowners but with superior quality that meets the demands of the professional contractor. Building your gate on-site eliminates measurement issues, so you get the right gate the first time, every time.

- ✓ Patented anti-sag leveling system
- ✓ Great for new and existing gates up to 96 in wide
- ✓ Easy to install
- ✓ Rust-resistant pro-grade materials
- ✓ Works with wood and steel posts

Adjust-A-Gate Kits:

Medium Gate Frame – Openings 36" to 72" wide

AG72LTP – 45" frame for 4'-6' fence (2 rail)

Standard Gate Frame – Openings 36" to 60" wide

AG36 – 47" frame for 5'-6' fence (2 rail)

AG36-36 – 34" frame for 5' or shorter fence (2 rail)


AG36-3 – 60" frame for 5' or taller fence (3 rail)

Wide Gate Frame – Openings 60" to 96" wide

AG60 – 47" frame for 5'-6' fence (2 rail)

AG60-36 – 34" frame for 5' or shorter fence (2 rail)

AG60-3 – 60" frame for 5' or taller fence (3 rail)



The most flexible chain link solution.

The Fit Right patented gate solution is fast and easy to build tight-tolerance chain link gates, on-site, the first time. Easy to install, just cut the top and bottom rails to size and secure with the included tap screw, attach the chain link and trim, then mount. As with any of our products, Adjust-a-Gate® Fit-Right Gates are built sturdy to eliminate any potential sagging or dragging issues.

- ✓ Fits just right with our adjustable frame width system
- ✓ Rust-resistant pro-grade materials
- ✓ Simple set-up guide
- ✓ Patented frame design
- ✓ Includes all essential hardware!

Galvanized Bent Corner Kits:

4 FT high frame – Openings 72" to 30" wide


CL 013619

5 FT high frame – Openings 72" to 30" wide

CL 013620

6 FT high frame – Openings 72" to 30" wide

CL 013629



*5' gate frame available as special order only.

Black Powder Coat Square Corner Kits:

4FT high frame – Openings 72" to 30" wide

CL 014519

6FT high frame – Openings 72" to 30" wide

CL 014529

