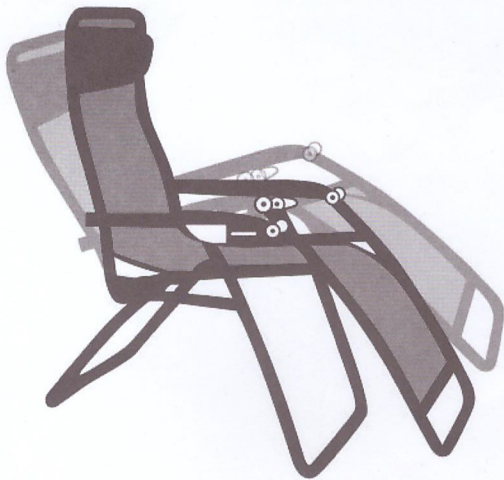
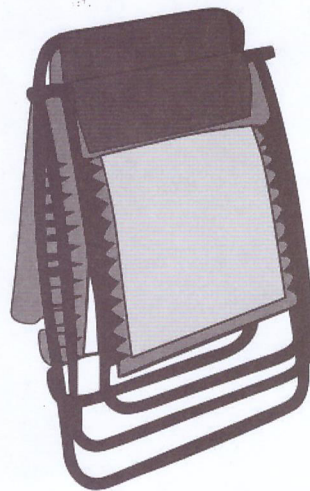


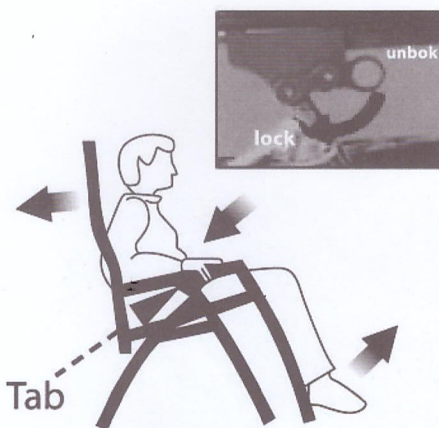
Gravity Chair Instructions



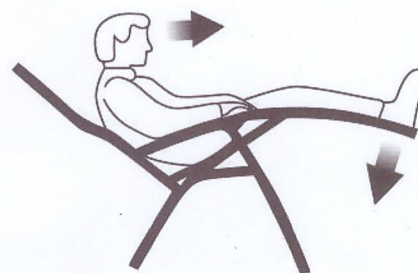
1. Unfold chair completely before using
CAUTION: PINCH POINTS
Seat adjusts to your body



2. Chair folds for easy transport



3. To recline, push back with body while elevating feet
Resistance tabs on arms allow chair to stop in any position.



4. To return to upright position, pull forward with body while pushing downward with feet.

Warranty: To ensure your satisfaction, we guarantee to you, the original purchaser, the furniture you have selected is free from defects in material and workmanship as of the date of purchase and will, under normal use and proper care, remain so for a period of one(1) year from the date of delivery.

⚠ WARNING ⚠

FAILURE TO COMPLETELY UNFOLD THE CHAIR WILL RESULT IN THE CHAIR TIPPING OVER WHICH MAY CAUSE PERSONAL INJURY.

PLACING ON UNEVEN, UNLEVELED OR UNSTABLE SURFACES WILL RESULT IN THE CHAIR TIPPING OVER WHICH MAY CAUSE PERSONAL INJURY.

NEVER ATTEMPT TO SIT IN THE CHAIR WHILE IT IS IN THE RECLINED POSITION. ONLY ATTEMPT TO SIT IN THE CHAIR WHILE IT IS IN THE UPRIGHT POSITION.

