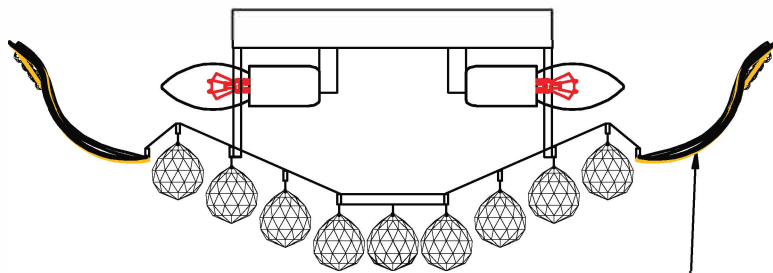


Description of Crystal Lamp Beads

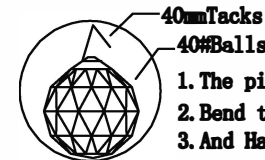
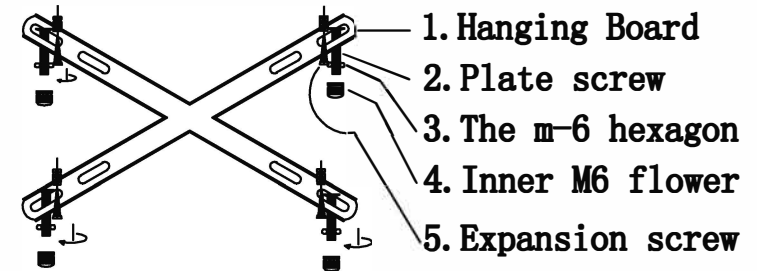
Model Type: Lotus Specifications:ø600- L8

NO	Crystal Penetration and Specification	remarks	PCS
A	40#Crystal Ball	pin	57
B	130*80Diamond glass	pin	17
C	8#Pineapple beads		
D			



Lock it with a gold and silver pin as shown

The glass slides are placed from the inside



40mmTacks
40#Balls

1. The pin goes through the crystal ball hole
2. Bend the pin into the figure
3. And Hang it in the hole of the lamp holder

Precautions

Keep the lighting away from acidic chemical solvent, Or the galvanized surface of the lighting will be damaged.

Installation Manual:

Please see the installing sketch map and install the parts in the right order.