

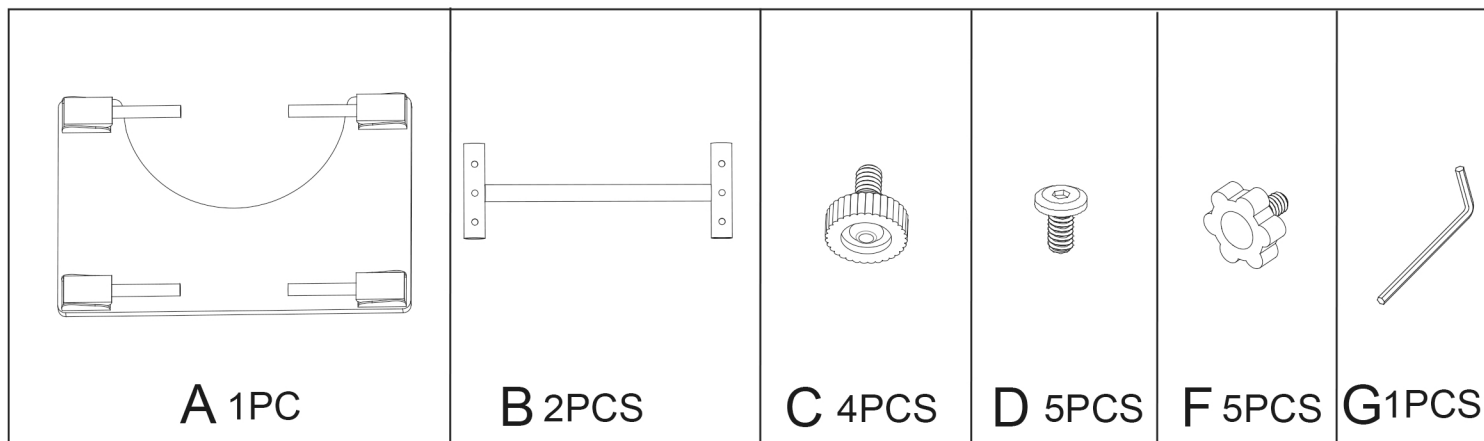
Website : [www.x-cosrack.com](http://www.x-cosrack.com)

E-mail : [info@x-cosrack.com](mailto:info@x-cosrack.com)

Facebook: [www.facebook.com/cosrackofficial](http://www.facebook.com/cosrackofficial)

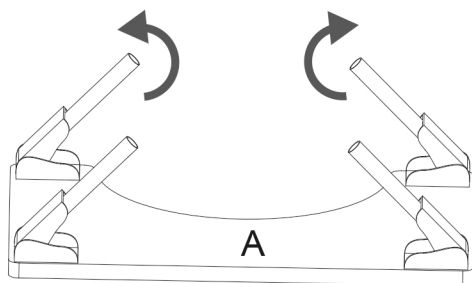
## Installation Instructions

Accessories include

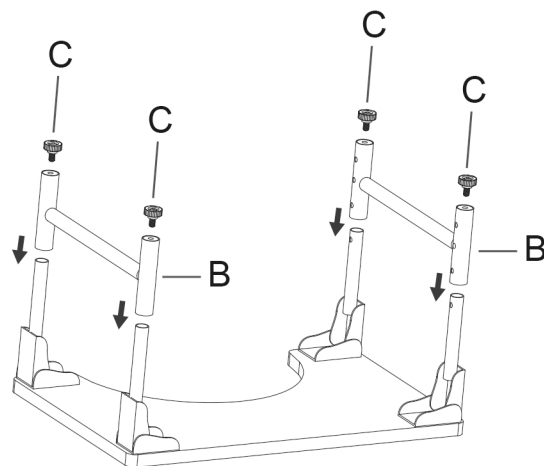


### Installation steps

1: Open 4 folding feet .



2: Install the foot C, and then install the B pipe .



3: Align the hole positions and fix them with D screws or F knobs .

