



BOERBOEL[®]
Gate Solutions

Standard 8" Double Strap Hinge Installation Instructions



Read all instructions prior to installing product.

Refer to manufacturers safety instructions when operating any tools.

To register your product, please visit:

BoerboelGateSystems.com

⚠ WARNING:

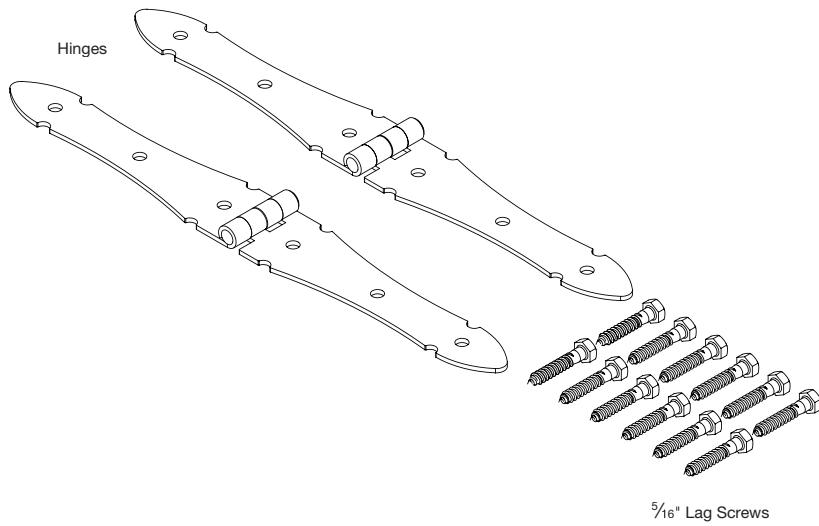
- Improper installation of this product can result in personal injury. Always wear safety goggles when cutting, drilling and assembling the product.
- Incorrect installation may cause harm to the gate or individual.

NOTICE:

- DO NOT attempt to assemble the kit if parts are missing or damaged.
- DO NOT return the product to the store, for assistance or replacement parts call: 1-800-336-2383.

Component list:

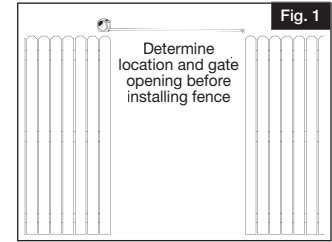
QTY	Description
2	Double Strap Hinges
12	5/16" Lag Screws



1 Determine Gate Opening:

Gate opening is determined by width of gate plus clearance for hinge plus clearance for latch/drop rod on a fence (Fig. 1). See latch specifications for clearance details.

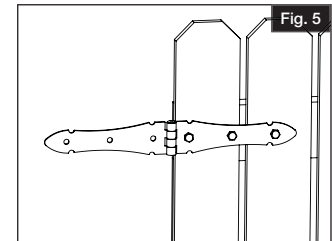
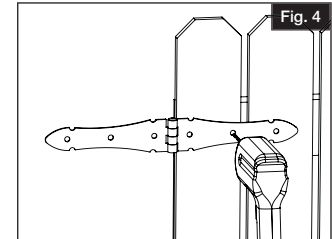
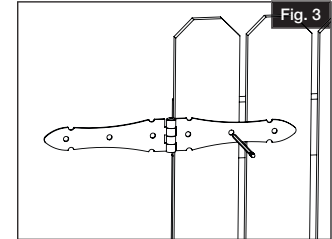
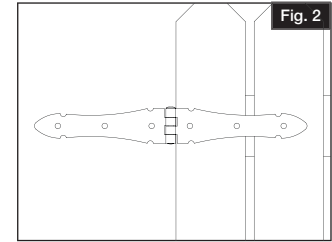
- a. The Standard 8" Double Strap Hinges support gates up to 60 lbs and up to 72" wide.



2 Mount Hinges on Gate:

For best results, work on flat, stable surface when mounting hinges to gate.

- a. Align the hinge with the crossing support rail on the back of the gate so the screws will engage the rail (Fig. 2).
- b. Mark screw locations on gate (Fig. 3).
- c. Drill 7/32" pilot hole in gate (Fig. 4).
- d. Fasten screws provided (Fig. 5).

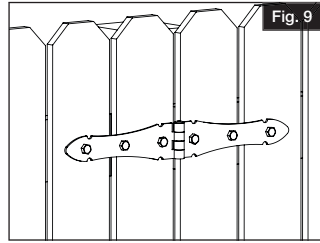
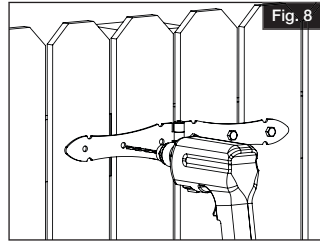
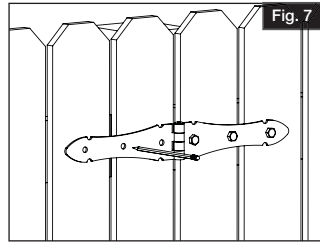
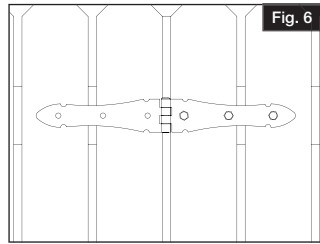


3

Mount Gate to Post:

- a. Position gate at desired height on post. Horizontal rails on gate should be even with horizontal rails on fence (Fig. 6).
- b. Let barrel of hinge hang off post and centered in between gate and post.
- c. Mark screw locations on post (Fig. 7).
- d. Drill 7/32" pilot holes on post (Fig. 8).
- e. Fasten screws provided to post (Fig. 9).

NOTE: Standard 8" Double Strap Hinges are NOT self-closing. If self-closing hinges are needed, a separate purchase of a Boerboel Gate Spring is required.



BARRETTE OUTDOOR LIVING

7830 FREEWAY CIRCLE
MIDDLEBURG HEIGHTS, OHIO 44130

TEL: (800) 336-2383
WWW.BOERBOELGATESYSTEMS.COM



BOERBOEL[®]
Gate Solutions

