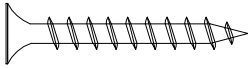


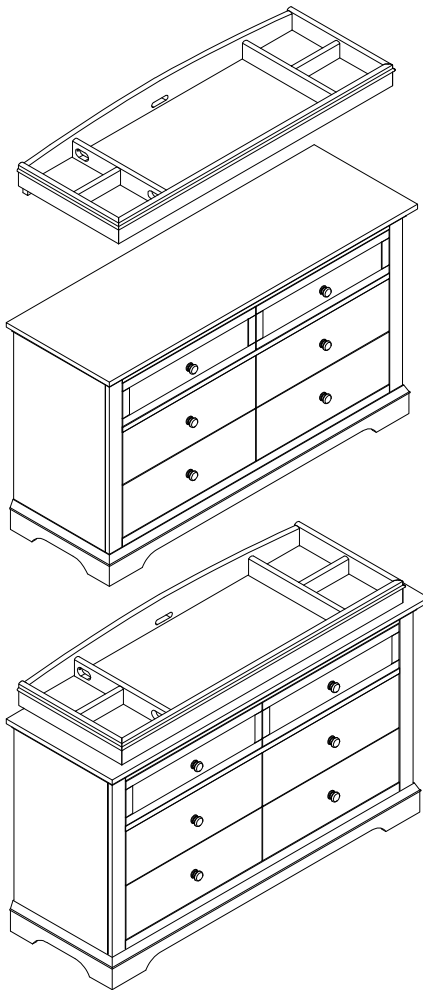
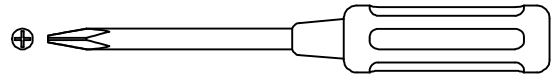
# ASSEMBLY INSTRUCTIONS CHANGING STATION

## HARDWARE

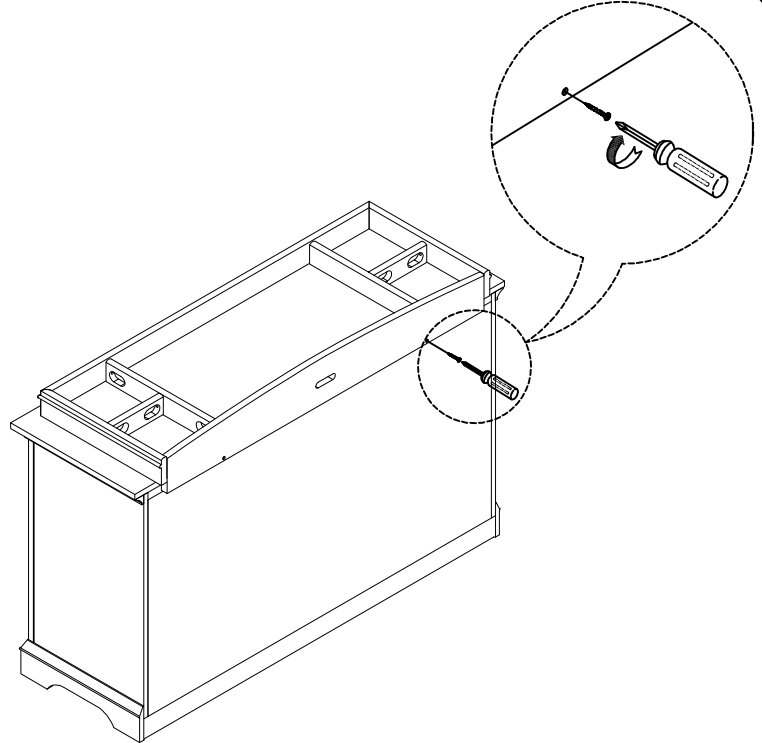
Screw 1 1/4" (32 mm) (2 pcs)



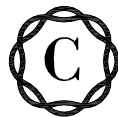
Screw Driver (Not included)



A. Place the changing station on the top of the Dresser. The holes in back side should be below the Dresser top surface. (see diagram).




B. Insert the screws into the back of the changing station and dresser, tighten with Phillip Head Screw driver. Check to see that the Changing Station is secure.



# CENTENNIAL

**"THE PRODUCT IMAGES SHOWN ARE FOR ILLUSTRATION PURPOSES ONLY AND MAY NOT BE AN EXACT REPRESENTATION OF THE PRODUCT."**

NOTE :- ATTACH CHANGING STATION TO DRESSER.  
- DRESSER MIGHT BE DIFFERENT THAN THE PICTURE .

 **"CAUTION: ANY PAD USED IN THIS CHANGING STATION MUST BE AT LEAST 16 INCHES BY 30 INCHES (41 CM X 76.2 CM) WITH A THICKNESS NOT EXCEEDING 1 INCH (2.54 CM)."**

 **WARNING!** FOR CHANGING STATION USE

- READ ALL INSTRUCTIONS BEFORE ASSEMBLING AND USE OF THE CHANGING STATION.

**KEEP INSTRUCTIONS FOR FUTURE USE.**

- FAILURE TO FOLLOW THESE WARNINGS AND THE ASSEMBLY INSTRUCTIONS COULD RESULT IN SERIOUS INJURY OR DEATH.
- **CAUTION** : THE PAD INTENDED FOR USE ON THE CHANGING STATION SHALL HAVE MINIMUM DIMENSIONS OF 16 INCHES BY 30 INCHES (41 CM X 76.2 CM) WITH A THICKNESS NOT EXCEEDING 1 INCH (2.54 CM).
- THE MAXIMUM WEIGHT SHALL NOT BE GREATER THAN 30 LB (13.6 KG)
- DO NOT USE CHANGING STATION IF IT IS DAMAGED OR BROKEN.
- PLEASE CLEAN THE CHANGING STATION WITH A DRY CLOTH AND USE MILD WOOD POLISH IF REQUIRED.

 **WARNING**

**FALL HAZARD** : CHILDREN HAVE SUFFERED SERIOUS INJURIES AFTER FALLING FROM CHANGING TABLES. FALLS CAN HAPPEN QUICKLY.

- **STAY** IN ARM'S REACH OF YOUR CHILD.
- **ALWAYS** SECURE THIS UNIT TO THE SUPPORT SURFACE BY ATTACHING IT USING THE SCREWS PROVIDED. SEE INSTRUCTIONS.
- THE SURFACE USED SHOULD BE LEVEL, STABLE AND STRUCTURALLY SOUND WITH MINIMUM SURFACE DIMENSIONS OF 51 INCHES (129.54 CM) BY 18 INCHES (45.72 CM).
- THE MAXIMUM WEIGHT SHALL NOT BE GREATER THAN 30 LB (13.6 KG).