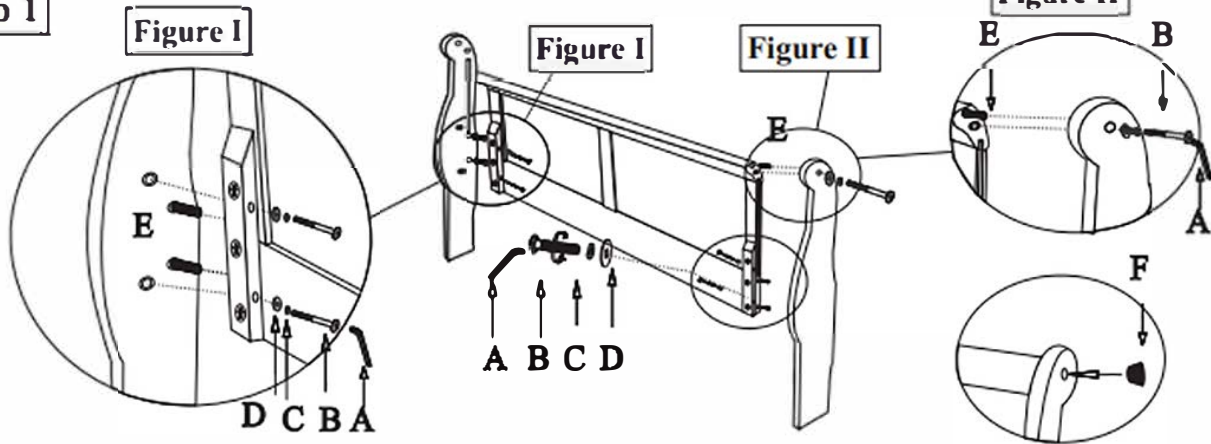
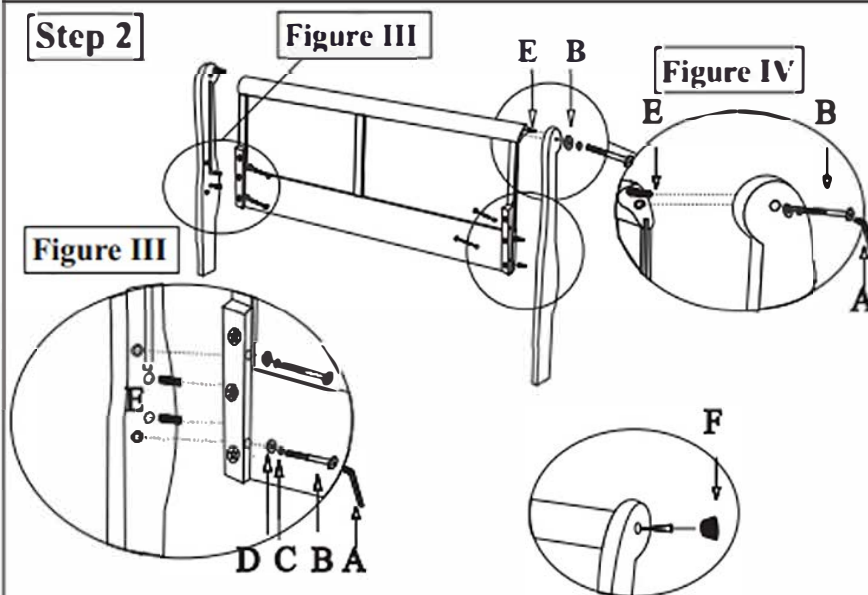


Step 1

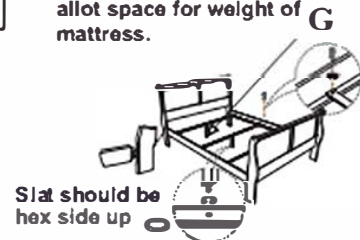


Step 2

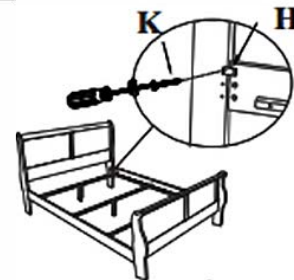


Step 3

When adjusting levels, allot space for weight of mattress.



Step 4



Step	No.	Hardware	Qty
1 & 2	A	Allen wrench 4mm	1
	B	Bolt 1/4 x32mm	12
	C	Spring Washer 1/4"	12
	D	Washer 1/4"x14x2	12
	E	Wood Dowel 10.7x30	12
	F	Wood Plug 16.3x6	4
3	G	Wood Screw 4x30	6
4	H	Iron 60x40	4
	K	Wood Screw 3.5x15	16

Part List

