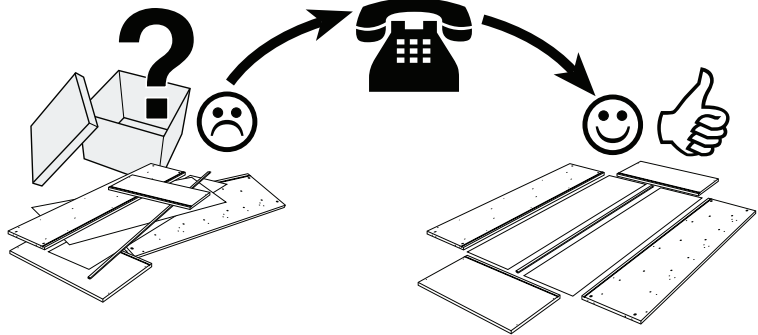
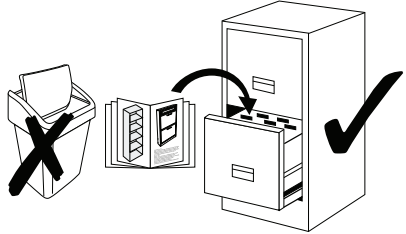

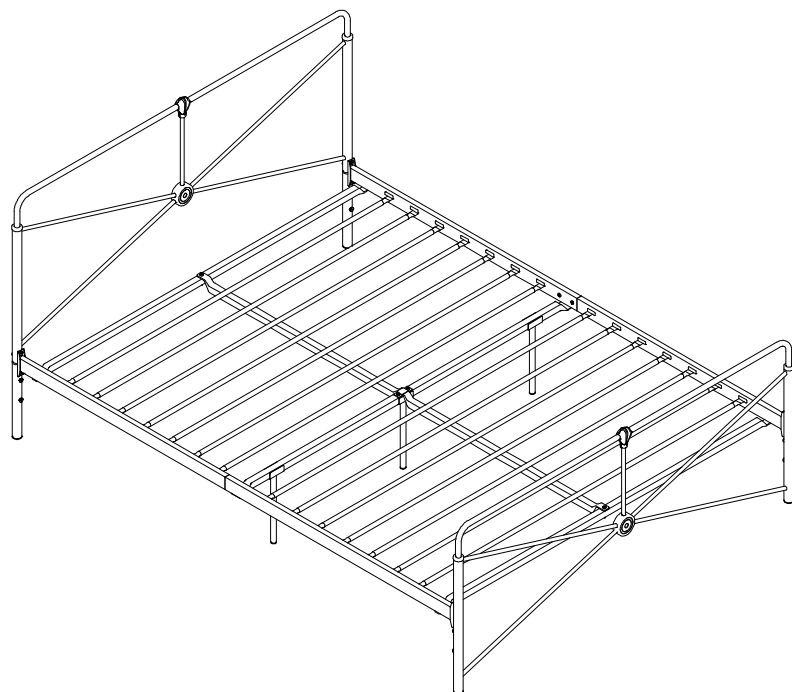



4540039QEUK

Service • Assistenza • Dienstverlening • Serwis Servis • Szerviz • Сервисная служба	
Name • Nom • Nome • Naam • Nazwa • Jméno • Názov • Név • Denumire • İsim • Название	Leopold
Nr. • No. • N° • Номер • Č • Sz	
Typ • Type • Тип • Típus • Тиро • Тип	
	
	
	

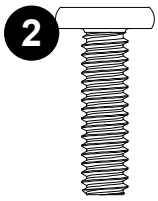
- D Montageanleitung
- FR Notice de montage
- NL Handleiding voor de montage
- CZ Montážní návod
- HU Szerelési útmutató
- TR Montaj talimatı
- GB Assembly instructions
- IT Istruzioni di montaggio
- PL Instrukcja montażu
- SK Návod na montáž
- RO Instrucțiuni de montaj
- RU Инструкция по монтажу

 **MAX: 500 Lb / 227 Kg**

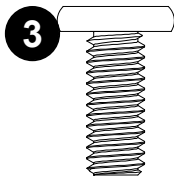




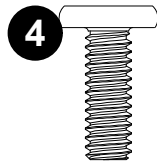
1/4" X 1 9/16"  
X 4



1/4" X 7/8"  
X 12



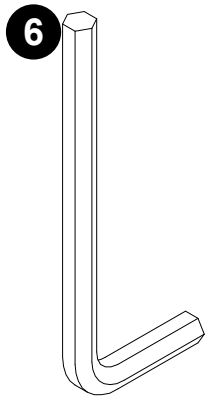
5/16" X 3/4"  
X 16



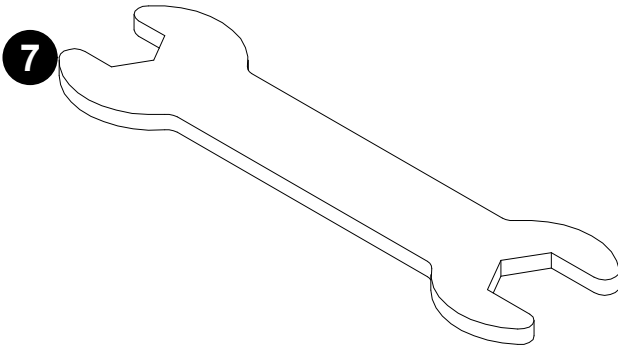
1/4" X 11/16"  
X 6



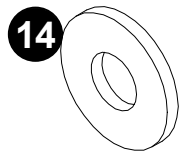
1/4"  
X 4



4mm  
X 1



X 1



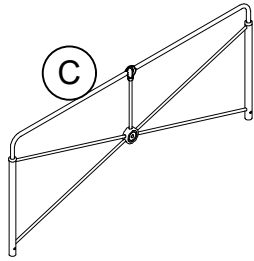
1/4"  
X 8



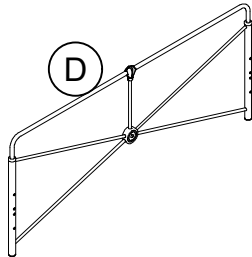
1/4"  
X 8



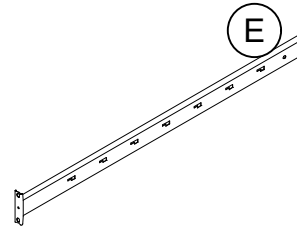
Post  
X 2



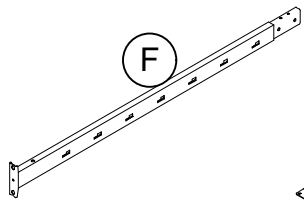
Headboard  
X 1



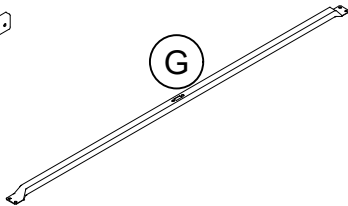
Footboard  
X 1



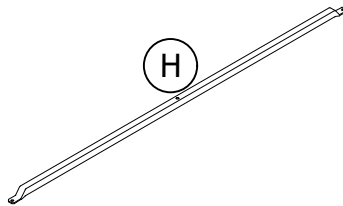
Side Rail  
X 2



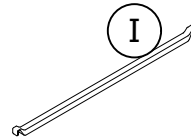
Side Rail  
X 2



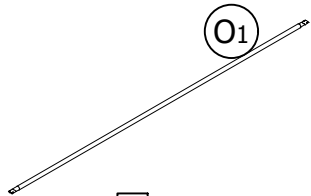
Brace  
X 1



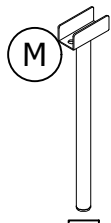
Brace  
X 2



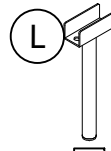
Brace  
X 2



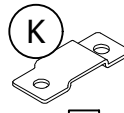
Slats  
X 14



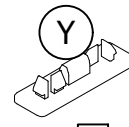
Leg  
X 3



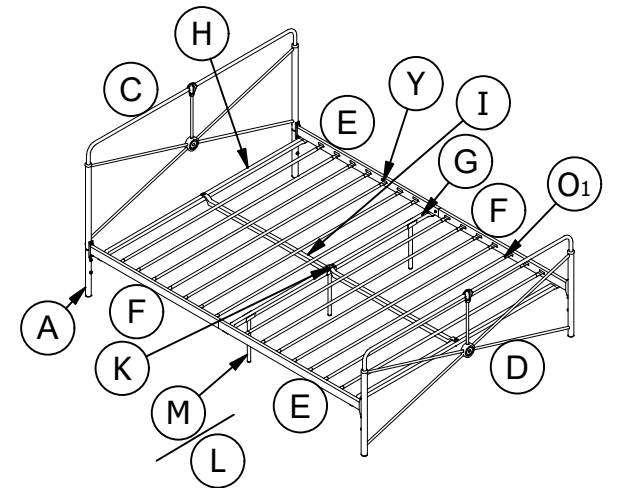
Leg  
X 3




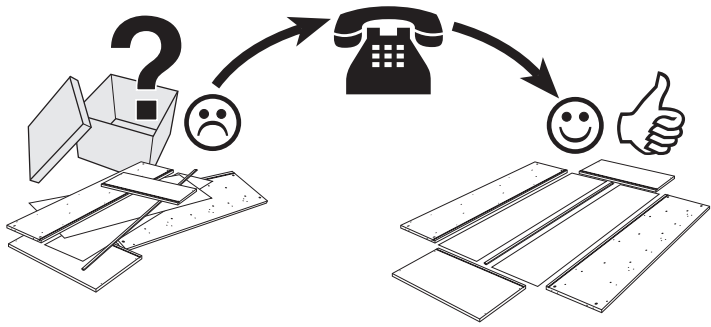
Bracket  
X 1



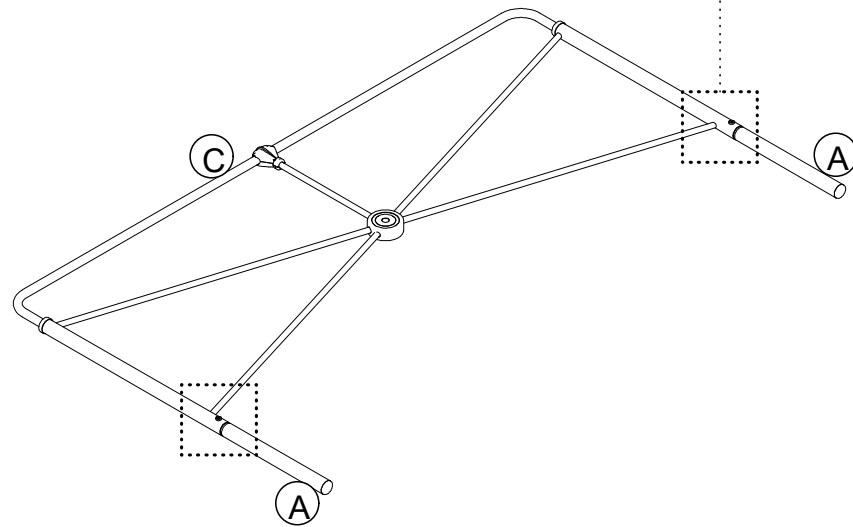
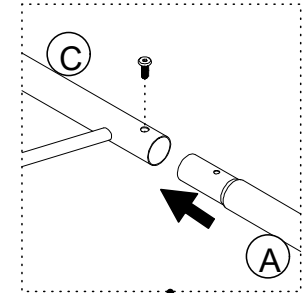
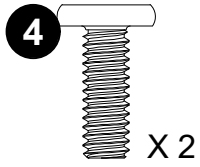
Plastic Plug  
X 28



Part Number	
Part Labels	4540039QEUK(Black)
<b>A</b>	UK942870
<b>C</b>	UK989740
<b>D</b>	UK989750
<b>E</b>	UK937970
<b>F</b>	UK937980
<b>G</b>	UK937990
<b>H</b>	UK938000
<b>I</b>	UK938010
<b>K</b>	UK937950
<b>L</b>	UK937940
<b>M</b>	UK937930
<b>O<sub>1</sub></b>	UK938020
<b>Y</b>	UK392590

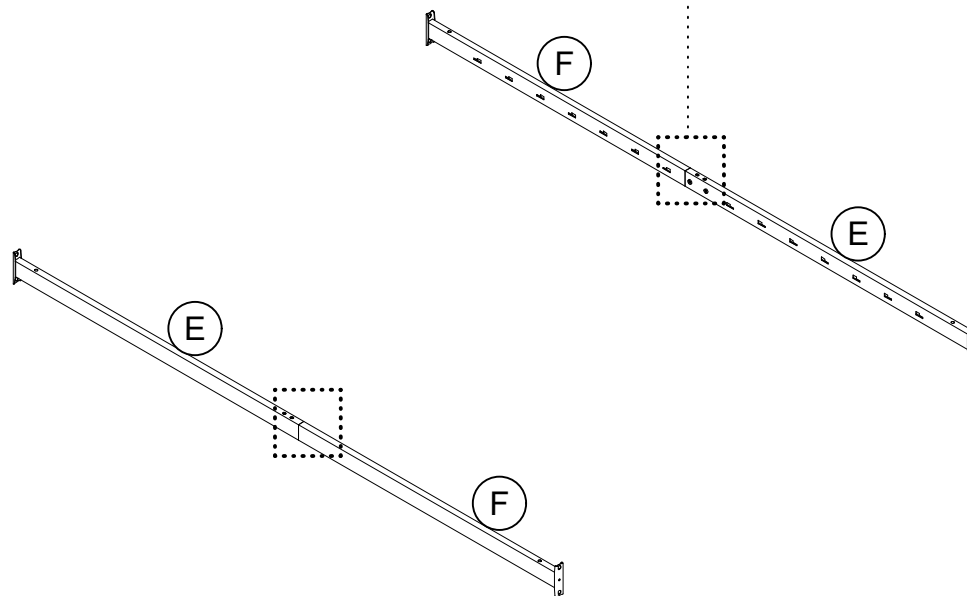
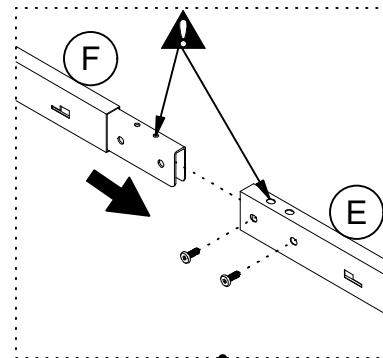
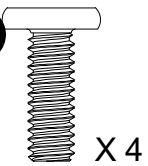


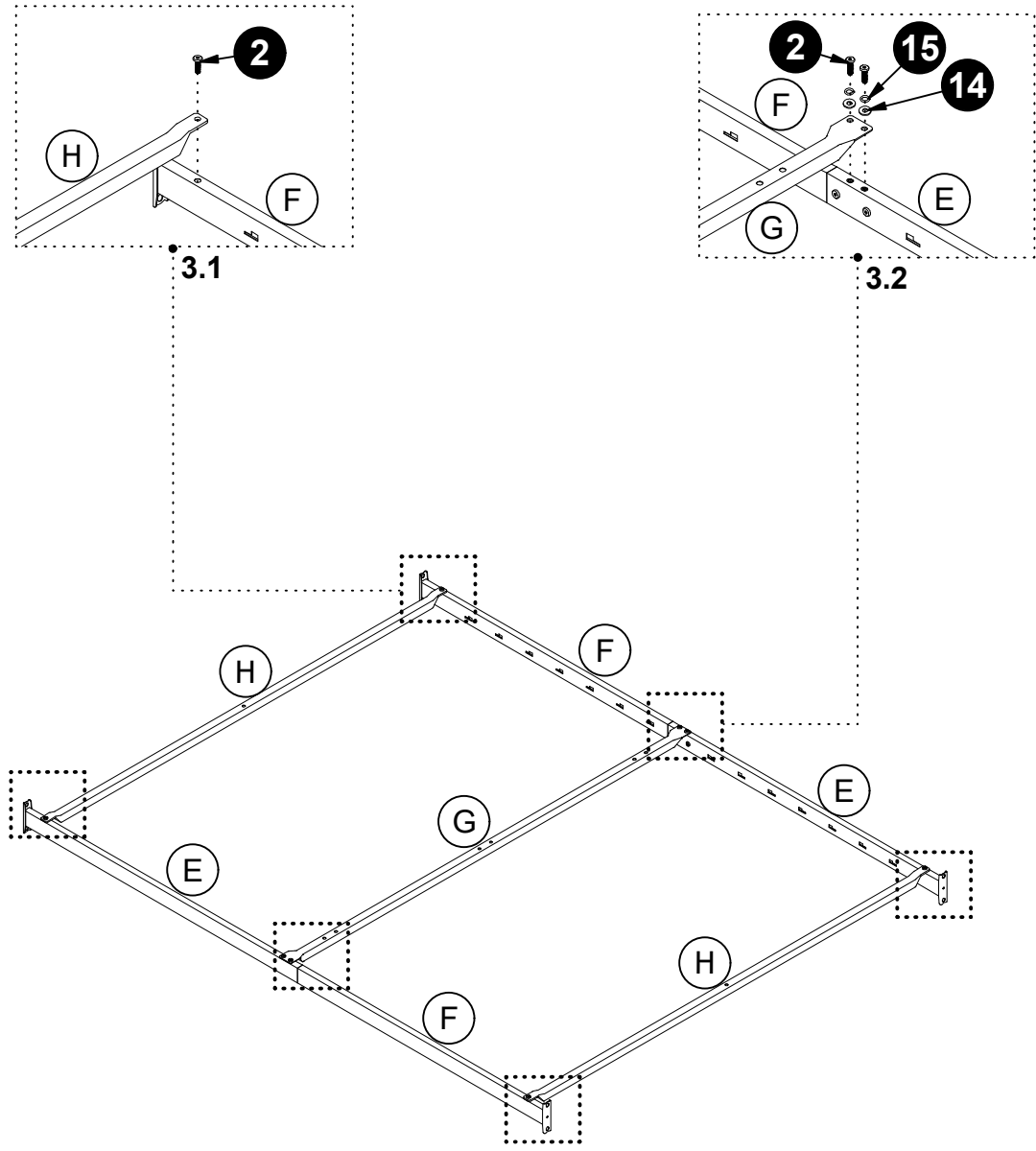
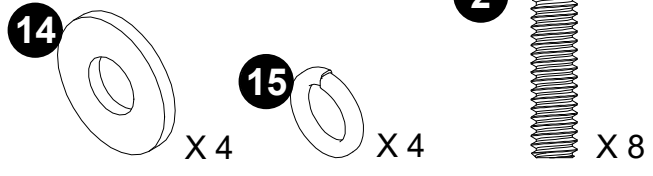
1



2

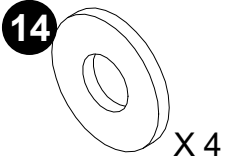
4





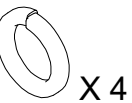
4

14




X 4

15

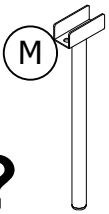


X 4

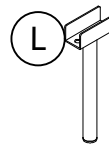
2



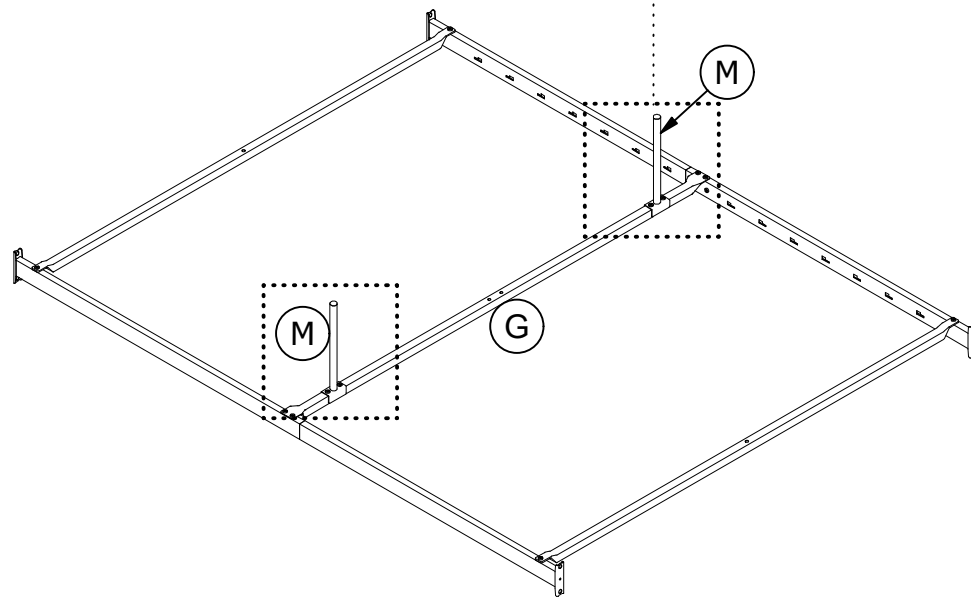
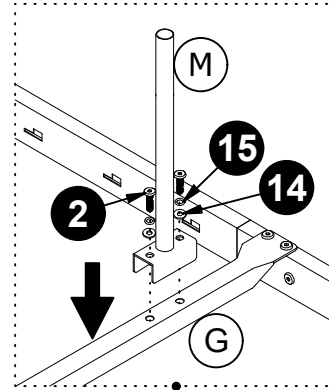
X 4

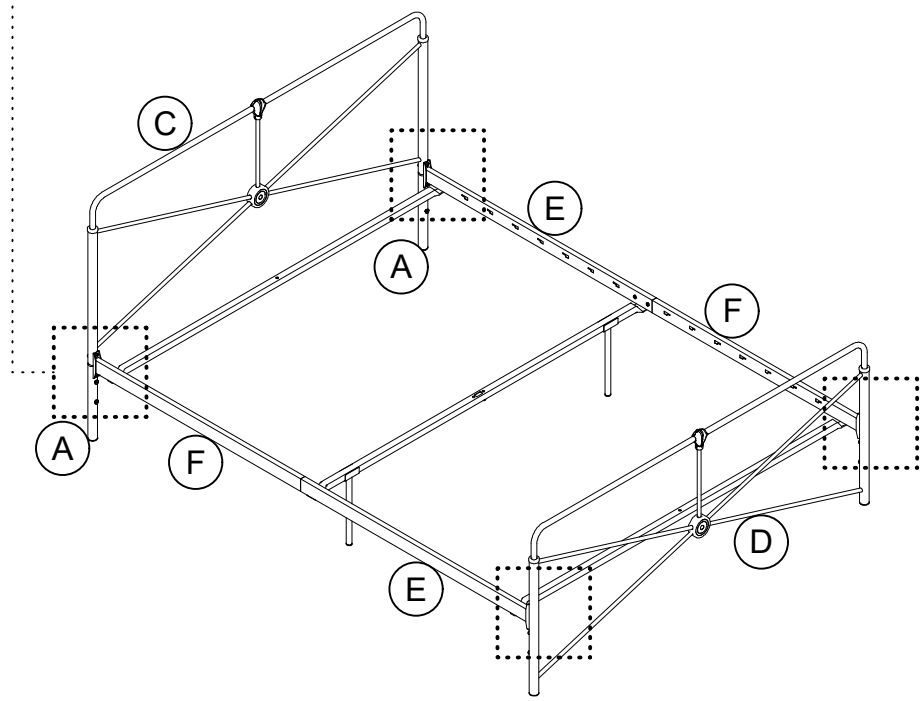
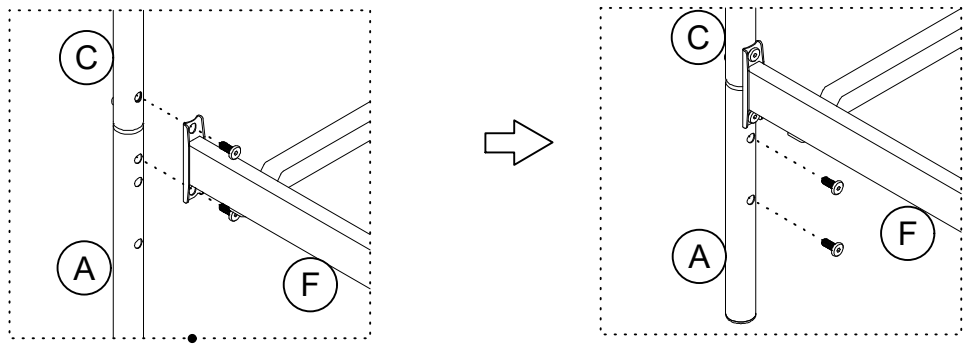
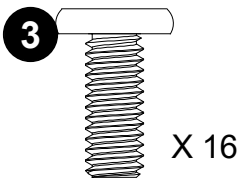


=




=

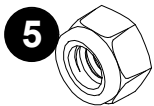




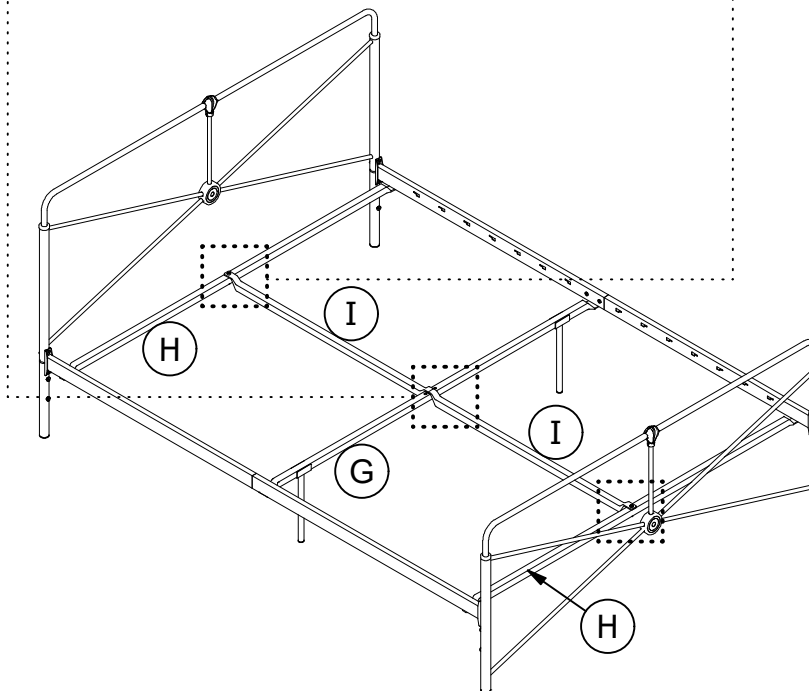
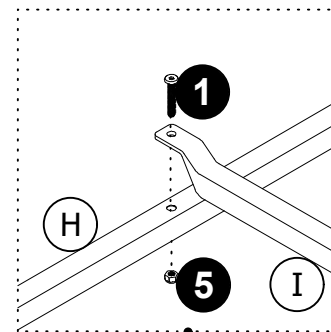
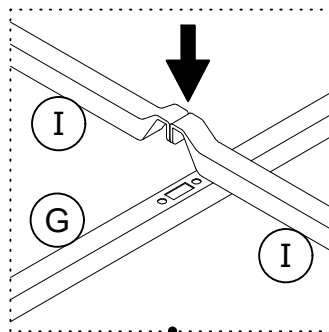
6




X2



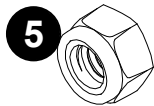
X2



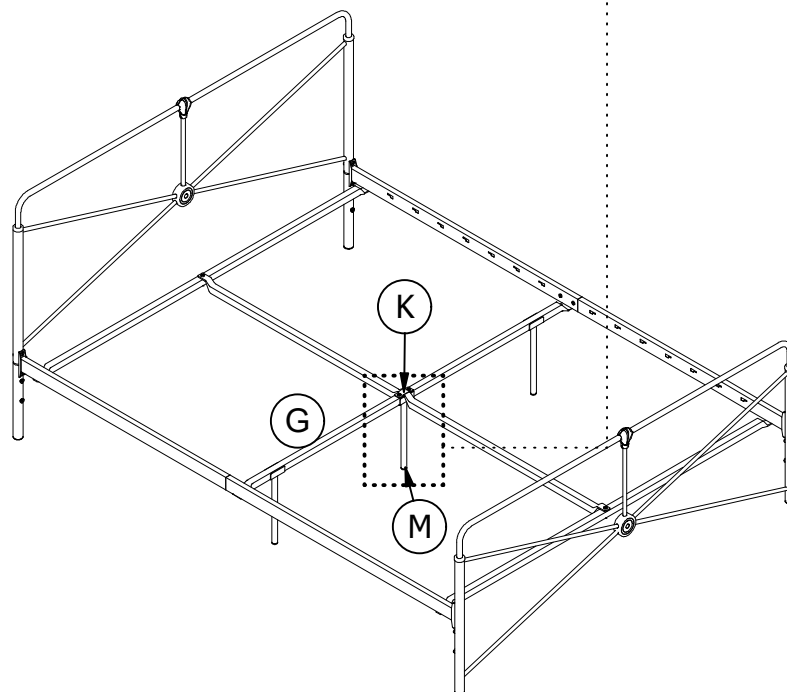
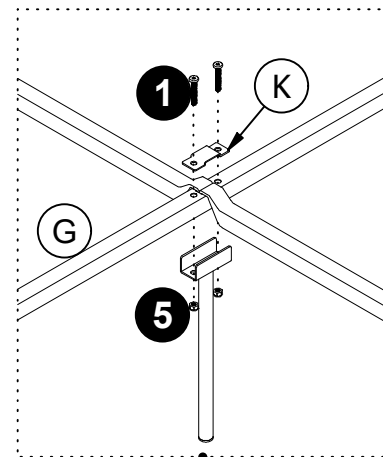
7

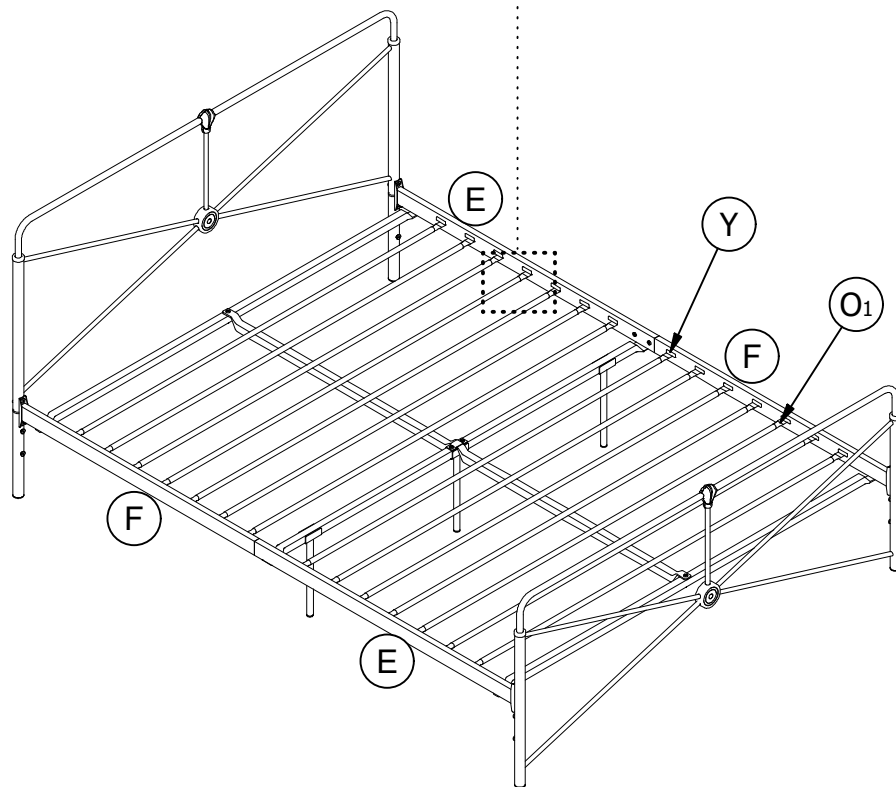
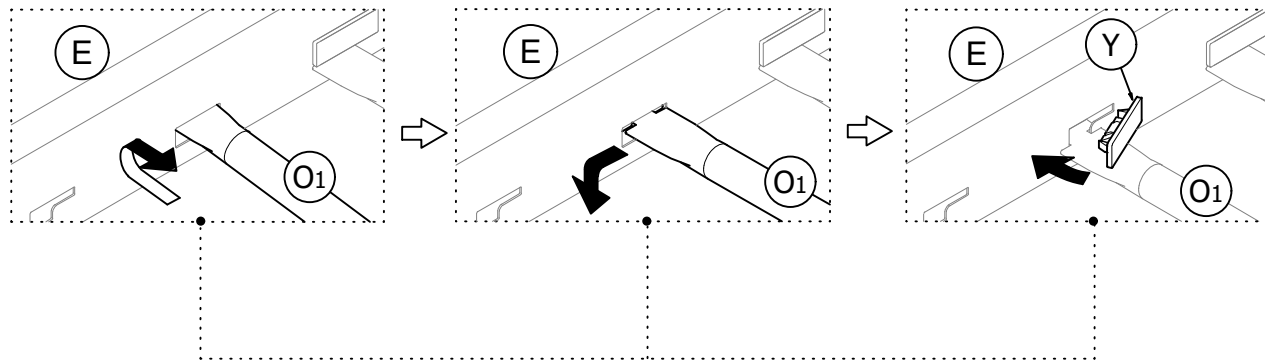


X 2



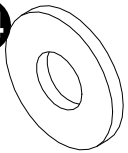
X 2





9

14



X4

15

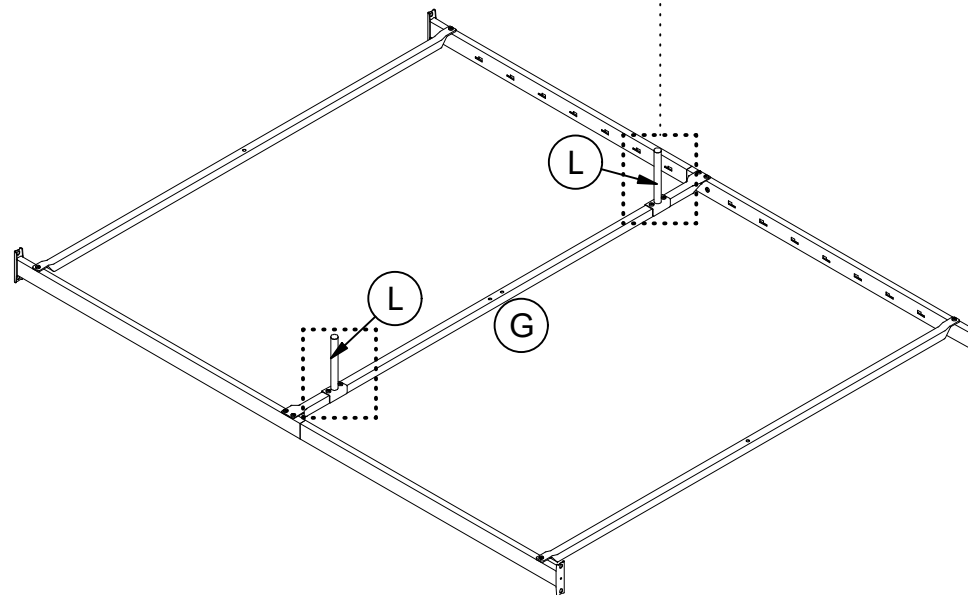
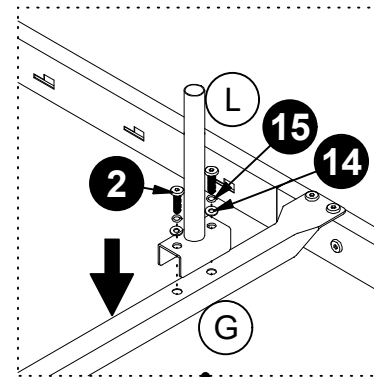


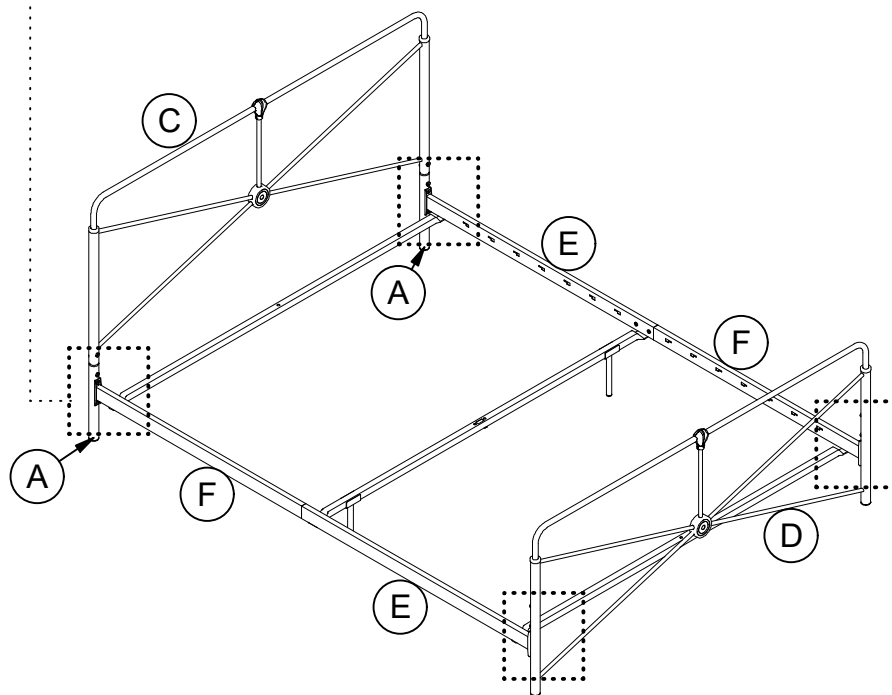
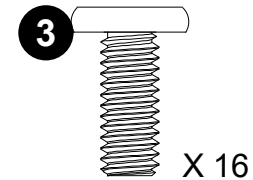
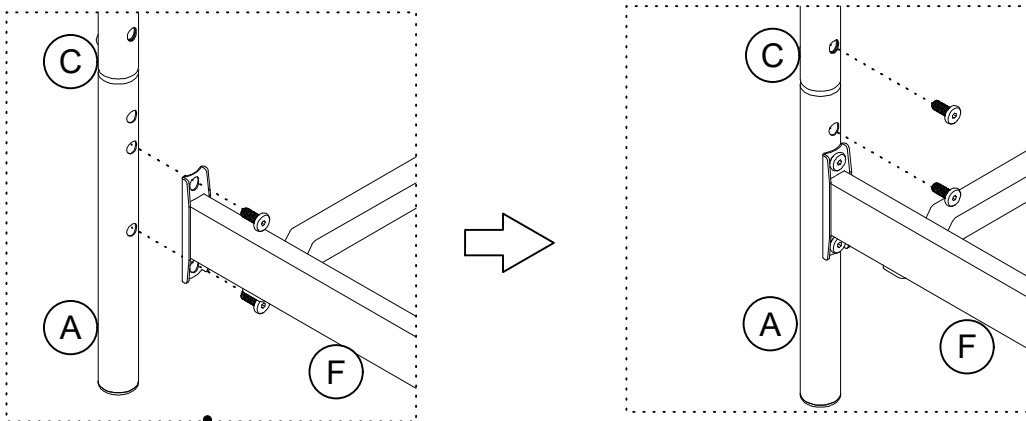
X4

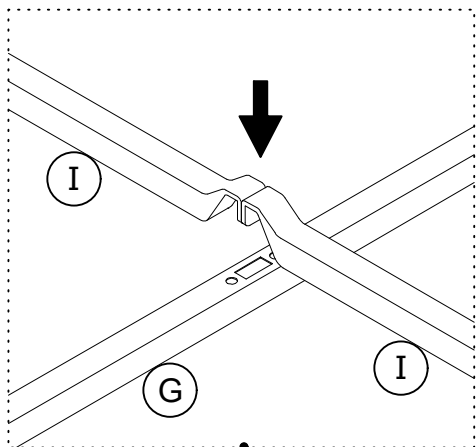
2



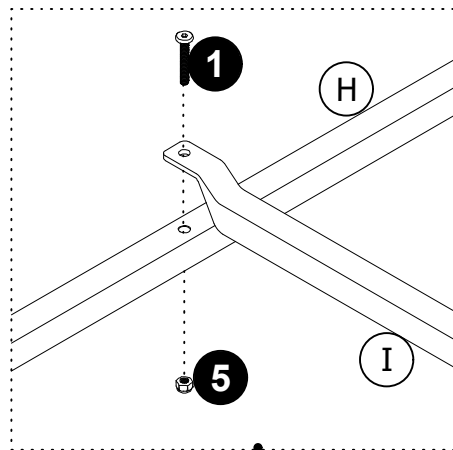
X4




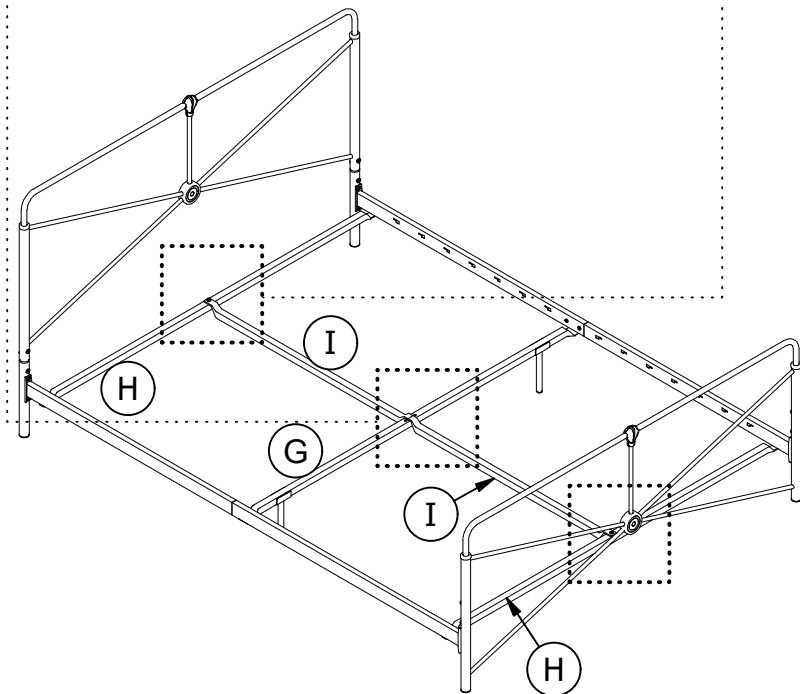




11.1


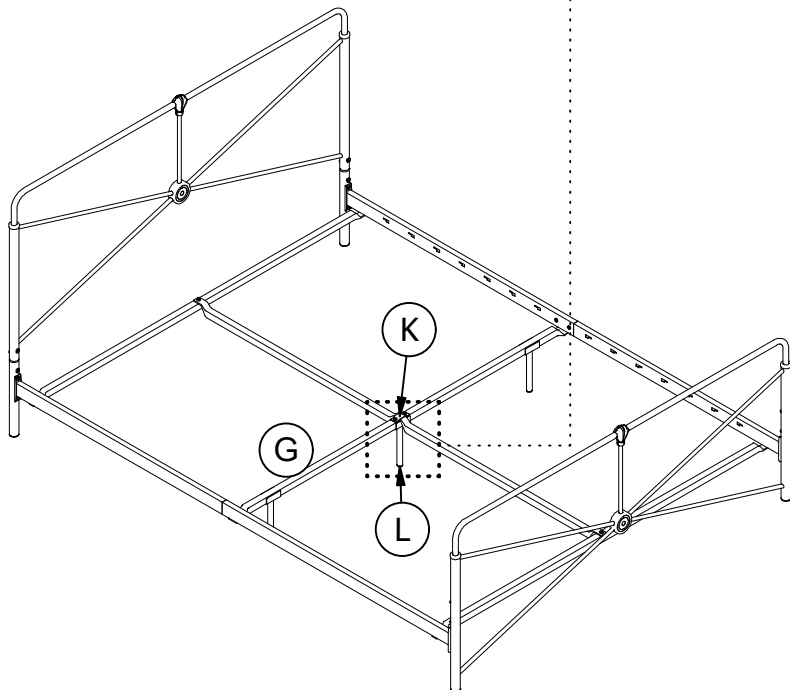
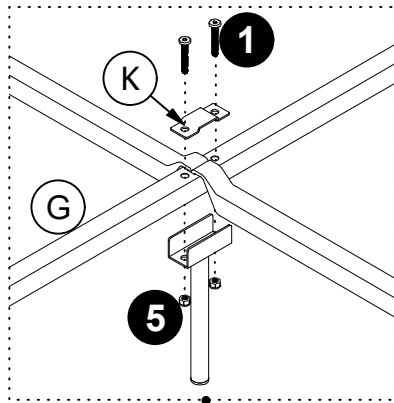


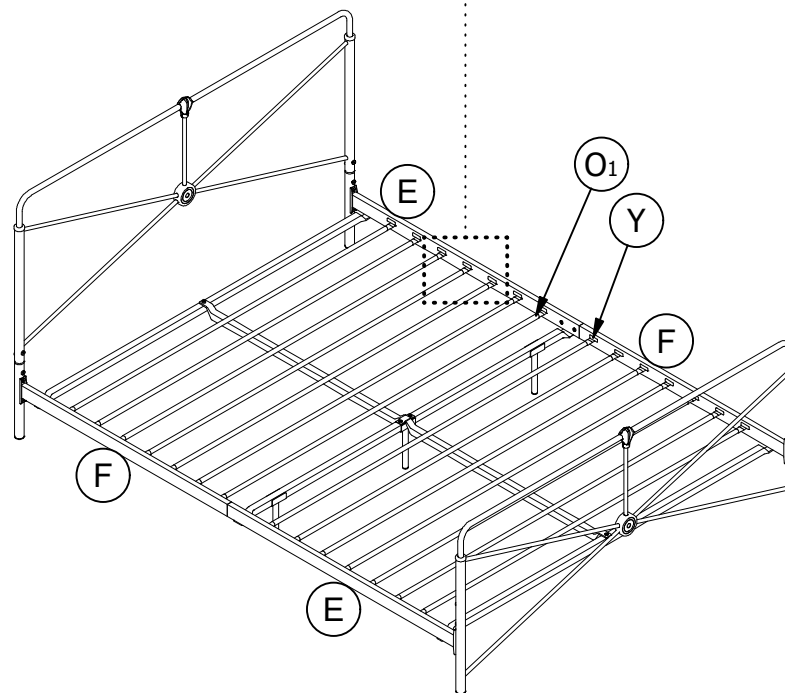
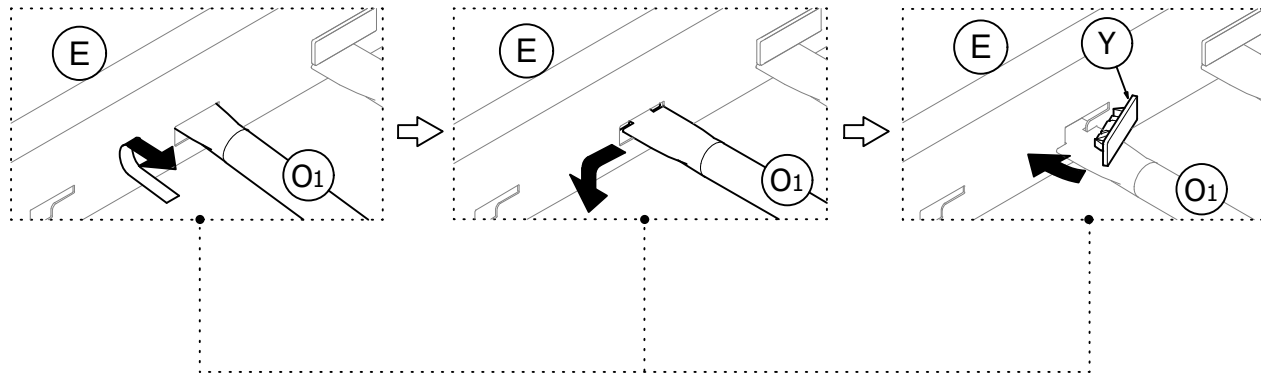
11.2



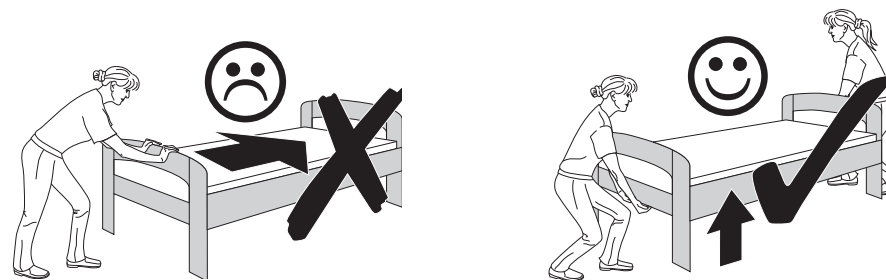
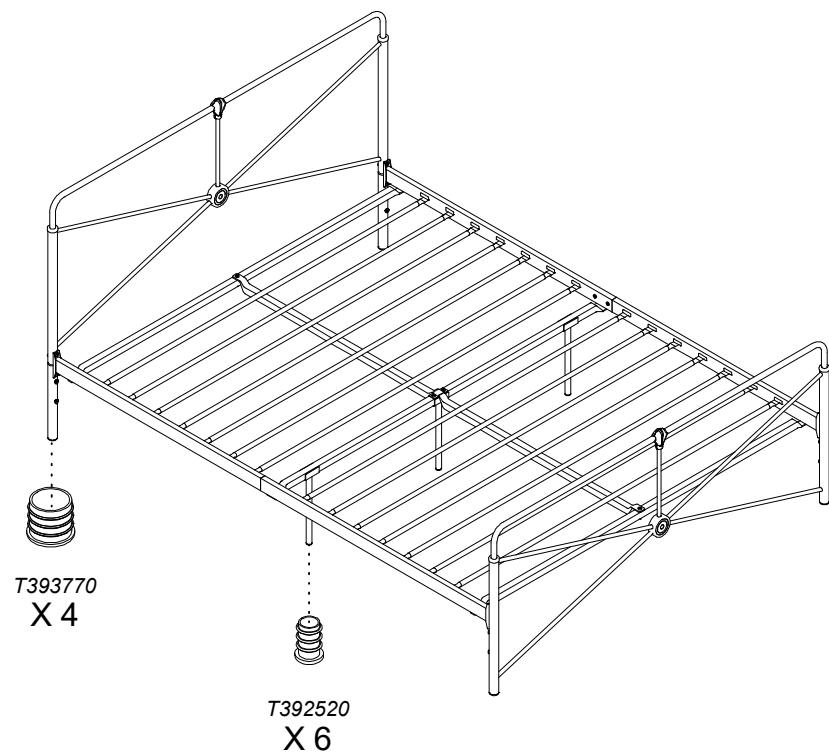
X 2

X 2





 **MAX: 500 Lb / 227 Kg**





<b>D</b>	Ziehen Sie alle Schrauben sowie tragende Verbindungsteile nach ca. 5 Wochen nach, um eine dauerhafte Standsicherheit zu gewährleisten.
<b>GB</b>	After approx. 5 weeks, tighten all screws and load-bearing connecting parts to ensure permanent stability.
<b>FR</b>	Resserrez toutes les vis ainsi que les pièces de fixation au bout d'environ 5 semaines pour garantir une sécurité de fixation durable.
<b>IT</b>	Ristringere tutte le viti e giunture dopo ca. 5 settimane, al fine di garantire una durevole solidità.
<b>NL</b>	Draai alle schroeven en ook dragende verbindingstukken na ca. 5 weken nog eens vast, zodat een continue stabiliteit wordt gegarandeerd.
<b>PL</b>	Prosimy po ok. 5 tygodniach dokręcić wszystkie śruby w elementach łączeniowych. Zagwarantuje to Państwu trwałość i stabilność połączeń.
<b>CZ</b>	Dotáhněte všechny šrouby a nosné spojovací díly přibližně po 5 týdnech, aby se zaručila trvalá stabilita.
<b>SK</b>	Po cca 4 týždňoch dotiahnite skrutky, aby bola zaručená ich trvalá stabilita.
<b>HU</b>	Húzza utána – kb. 5 hét múlva – az összes csavart és a teherhordó összekötő-alkatrészeket a biztonság érdekében.
<b>RO</b>	Pentru a asigura o stabilitate de durată, strângeți după cca. 5 săptămâni toate șuruburile, precum și toate elementele portante de legătură.
<b>TR</b>	Tüm vida ve taşıyıcı bağlantı parçalarını kalıcı bir duruş güvenliğini sağlamak için yaklaşık 5 hafta sonra tekrar sıkınız.
<b>RU</b>	Подкрутите все болты, а также несущие соединительные детали припл. через 5 недель для обеспечения устойчивости в течение длительного времени.
<b>D</b>	Bitte nur mit einem Staubtuch oder leicht feuchtem Lappen reinigen. Keine scheuernden Putzmittel verwenden.
<b>GB</b>	Please only clean with a duster or a damp cloth. Do not use any abrasive cleaners.
<b>FR</b>	Veillez nettoyer uniquement avec un chiffon à poussière ou un chiffon légèrement humide. Ne pas utiliser de détergent abrasif.
<b>IT</b>	Si raccomanda di pulire solo con un panno per la polvere o uno strofinaccio umido. Non utilizzare detersivi abrasivi.
<b>NL</b>	Reinig alleen met een stofdoek of een lichtjes vochtige doek. Gebruik geen schurende poetsmiddelen.
<b>PL</b>	Czyszczenie należy wykonać wyłącznie za pomocą ściereczki lub lekko nawilżonego ręcznika. Nie stosować środków czyszczących do szorowania.
<b>CZ</b>	Čistěte prosím jen prachovkou nebo lehce navlhčeným hadrem. Nepoužívejte drhňoucí čisticí prostředky.
<b>SK</b>	Na čistenie používajte len prachovku alebo zľahka navlhčenú utierku. Nepoužívajte žiadne drhňúce čistiace prostriedky.
<b>HU</b>	Kérjük, csak portórlő kendővel vagy enyhén nedves ronggyal tisztítsa. Ne használgjon dörzshatású tisztítószert.
<b>RO</b>	Vă rugăm să utilizați la curățare exclusiv o cârpă de șters praful sau o cârpă ușor umezită. Nu utilizați substanțe de curățat abrazive.
<b>TR</b>	Lütfen sadece bir toz beziyle veya hafif nemli yumuşak bir bezle siliniz. Aşındırıcı temizlik malzemeleri kullanmayınız.
<b>RU</b>	Очищайте от пыли тряпкой или слегка влажной ветошью. Не допускается применение чистящих средств, не предназначенных для ухода за мебелью.



<b>D</b>	Die Oberseite der Matratze darf nicht über die Markierung an der Bettseite hinausgehen.
<b>GB</b>	The top side of the mattress may not extend the mark on the side of the bed.
<b>FR</b>	La partie supérieure du matelas ne doit pas dépasser au-delà de la marque sur le côté du lit.
<b>IT</b>	Il lato superiore del materasso non può sporgere dalla tacca sul lato letto.
<b>NL</b>	De bovenkant van de matras mag niet verder reiken dan de markering aan de bedkant.
<b>PL</b>	Górna strona materaca nie może wystawać poza oznaczenie na boku łóżka.
<b>CZ</b>	Horní strana matrace nesmí přesahovat přes značku na bočnici postele.
<b>SK</b>	Horná strana matracu nesmie vyčnievať za označenie na bočnici postele.
<b>HU</b>	A matrac felső oldala nem lehet magasabban az ágyon megadott jelzésnél.
<b>RO</b>	Partea superioară a saltelei nu trebuie să depășească marcajul de la partea laterală a patului.
<b>TR</b>	Yatağın üst kısmı kesinlikle karyolada bulunan işaretlemeyi geçmemelidir.
<b>RU</b>	Верхняя сторона матраса не должна выступать за маркировку на стороне кровати.
<b>D</b>	Überschreiten Sie die angegebenen Maximalbelastungen nicht. Andernfalls kann das Möbelstück beschädigt oder zerstört werden.
<b>GB</b>	Do not exceed the maximum loads specified. Otherwise, the furniture may sustain damage or be irreparably damaged.
<b>FR</b>	Ne dépassez pas les charges maximum indiquées. Sinon, le meuble peut être endommagé ou détruit.
<b>IT</b>	Non superare il carico massimo indicato. Altrimenti il mobile rischia di rovinarsi o frantumarsi.
<b>NL</b>	Overschrijd de aangegeven maximale belastingen niet. Anders kan het meubelstuk worden beschadigd of vernield.
<b>PL</b>	Nie wolno przekraczać podanych maksymalnych wartości obciążenia. W przeciwnym razie mebel może zostać uszkodzony lub zniszczony.
<b>CZ</b>	Nepřekračujte uvedená maximální zatížení. V opačném případě může dojít k poškození nebo zničení nábytku.
<b>SK</b>	Neprekročte uvedené maximálne zaťaženia. V opačnom prípade sa môže nábytok poškodiť alebo zničiť.
<b>HU</b>	Tartsa be az engedélyezett maximális terhelhetőség/teljesítményt. Különbön a bútor és annak alkatrészei megsérülhetnek, tönkre mehetnek.
<b>RO</b>	Nu depășiți solicitările maxime specificate. Altfel puteți să deteriorați sau să distrugeți piesa de mobilier.
<b>TR</b>	Belirtilen azami yük değerini aşmayınız, aksi taktirde mobilya parçası zarar görebilir veya kullanılamaz hale gelebilir.
<b>RU</b>	Не допускается превышение указанных максимальных нагрузок. В противном случае возможно повреждение или разрушение мебели.