

## ASSEMBLY INSTRUCTIONS

*ORIENTAL RED 2-DOOR CONSOLE*

*WHITE HAND PAINTED 2-DOOR CONSOLE*


*BLACK 2-DOOR CONSOLE*

Made in China

Thank you for purchasing this product. We want to make sure it is complete and to your satisfaction. Please check all packing material carefully for small parts which may have come loose inside the carton during shipment. Hardware can be identified by bright red packaging. Separate, identify, and count all parts and hardware to make sure they match with the illustrations herein and are all present. If any part(s) are missing or defective please contact our Customer Service. Contact information is given at the bottom of these instructions. If you feel the item is defective beyond a resolution with part replacements, please return this product with your receipt to the place of purchase. If purchased from an internet retailer, please contact their customer service department. Photo's and additional information may be requested to validate the claim. Thank you.

ATTENTION: SOME LETTERED PARTS LISTED ON THE INSTRUCTION SHEET MAY NOT BE IN PARTS BAG AS THEY MAY ALREADY BE ASSEMBLED. CAREFULLY CHECK PARTS AND PACKING MATERIALS PRIOR TO ORDERING REPLACEMENTS.

Tools Required for assembly: Phillips Screwdriver (not included)



# PARTS

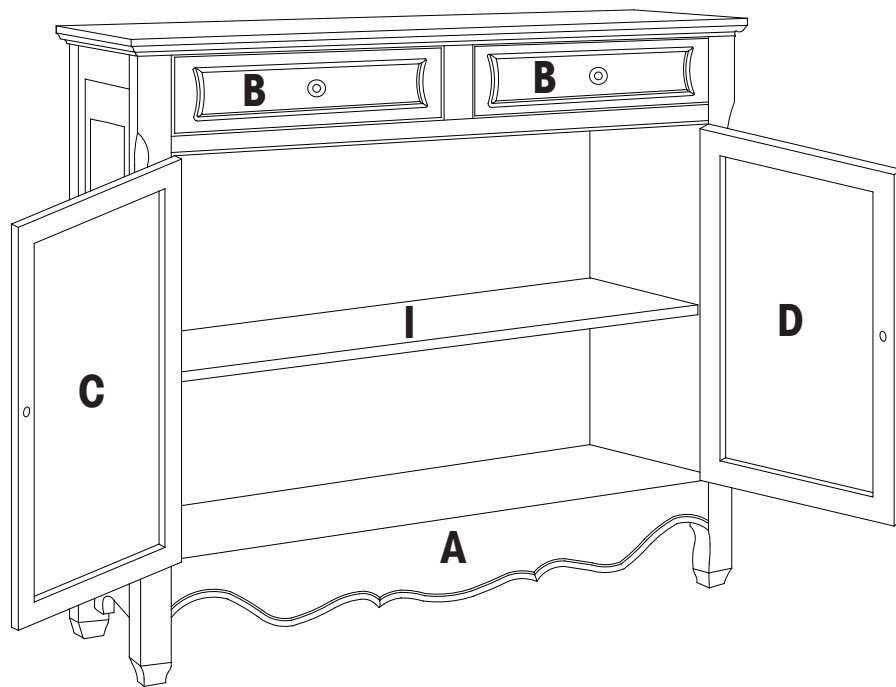
**(A) CABINET**

**(B) DRAWERS (2)**

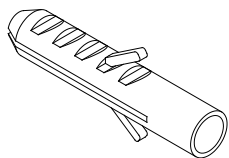
**(C) LEFT DOOR**

**(D) RIGHT DOOR**

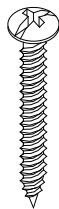
**(I) SHELF**



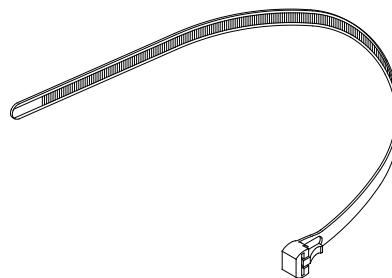
# HARDWARE



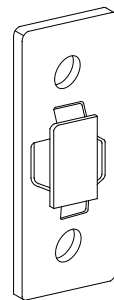
**(E)**  
**4PCS**



**(F)**  
**4PCS**

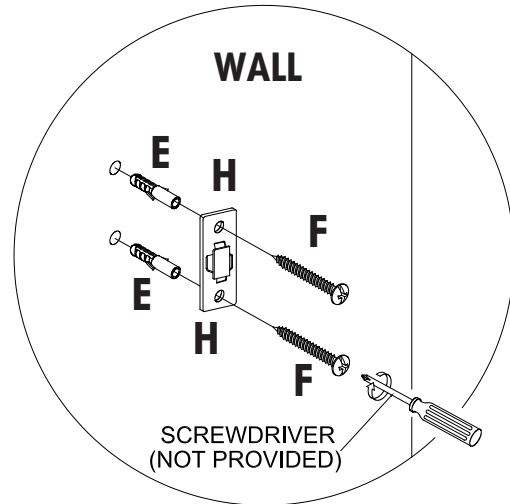
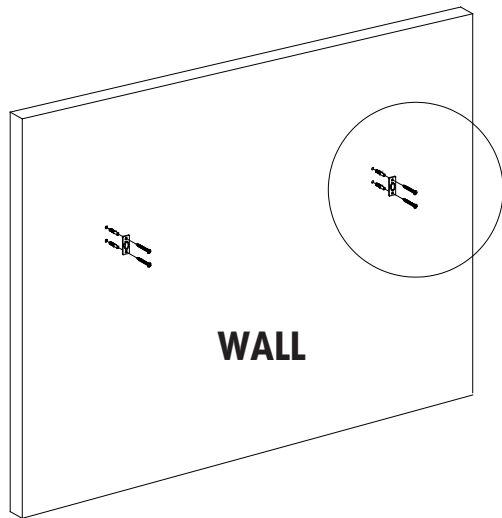


**(G)**  
**2PCS**

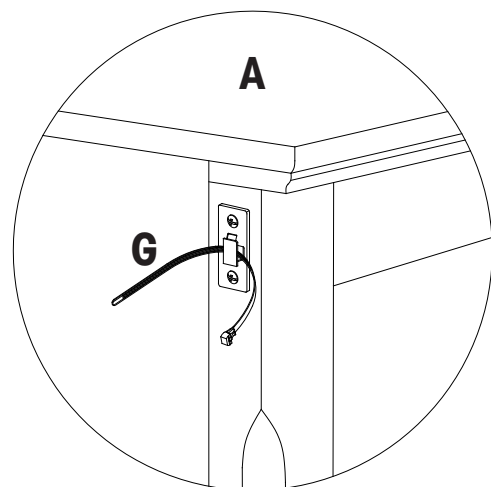
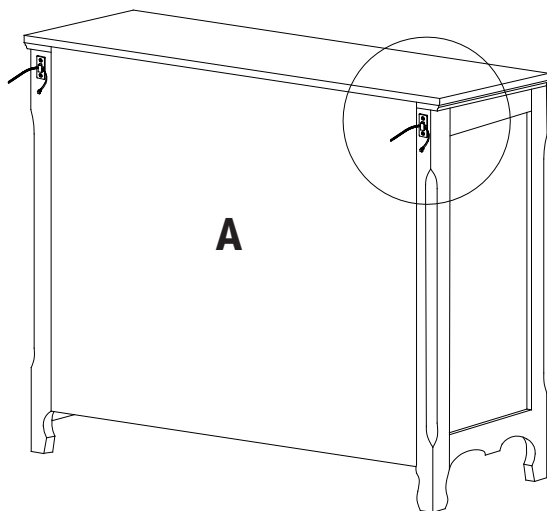


**(H)**  
**2PCS**

## STEP 1



## STEP 2



**⚠ WARNING**

Serious or fatal crushing injuries can occur from furniture tip-over. To help prevent tip-over:

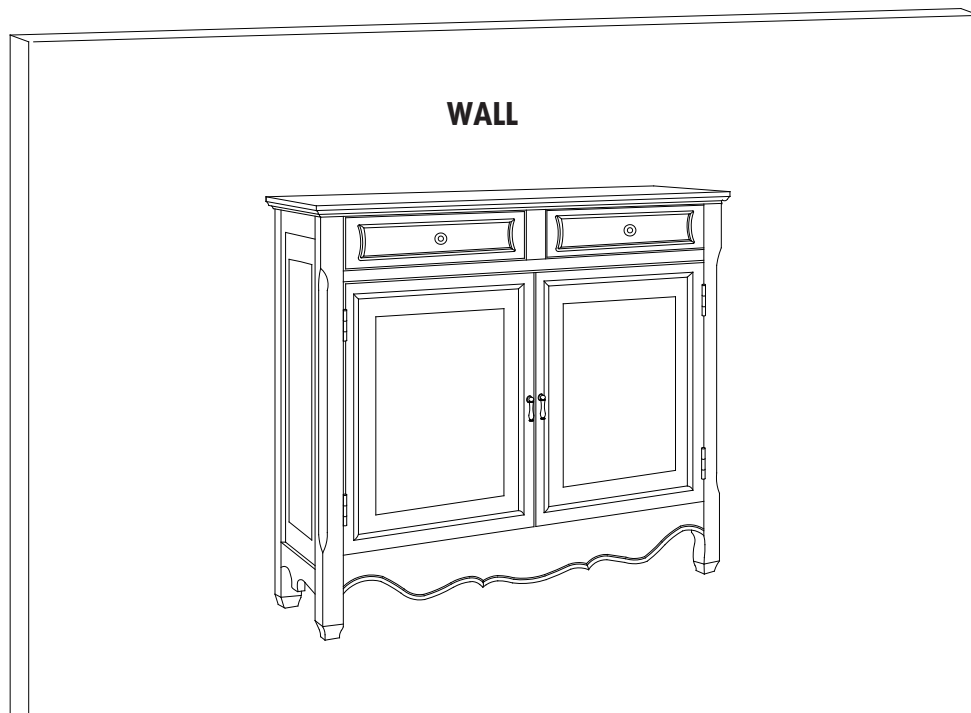
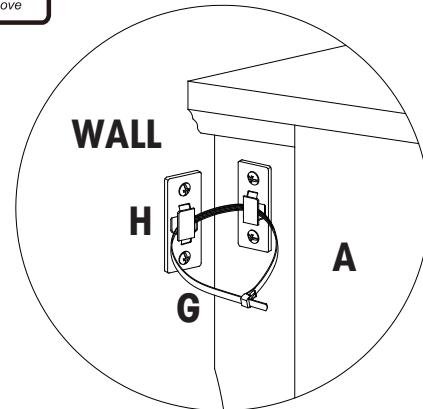
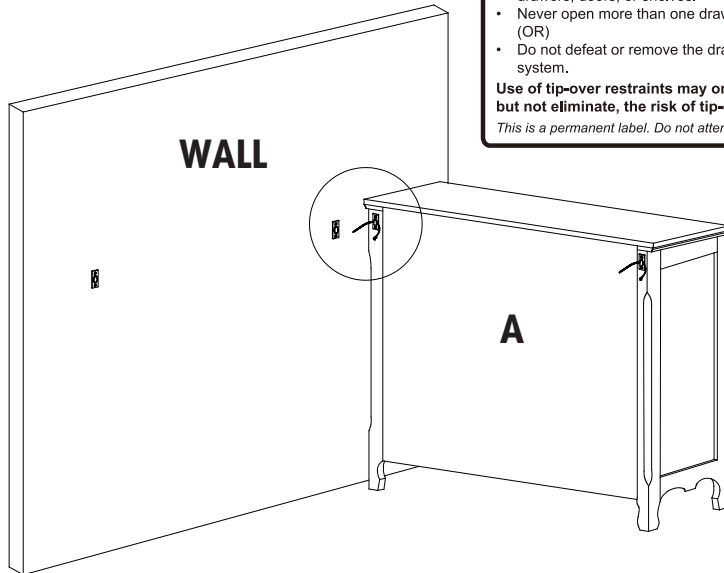
- Place heaviest items in the lowest drawers.
- Unless specifically designed to accommodate, do not set TV's or other heavy objects on the top of this product.
- Never allow children to climb or hang on drawers, doors, or shelves.
- Never open more than one drawer at a time. (OR)
- Do not defeat or remove the drawer interlock system.

Use of tip-over restraints may only reduce, but not eliminate, the risk of tip-over.

*This is a permanent label. Do not attempt to remove*

**TO PREVENT TIP OVER, PRODUCT MUST BE ATTACHED TO WALL.**

**STEP 3**



ORIENTAL RED 2-DOOR CONSOLE  
WHITE HAND PAINTED 2-DOOR CONSOLE  
BLACK 2-DOOR CONSOLE