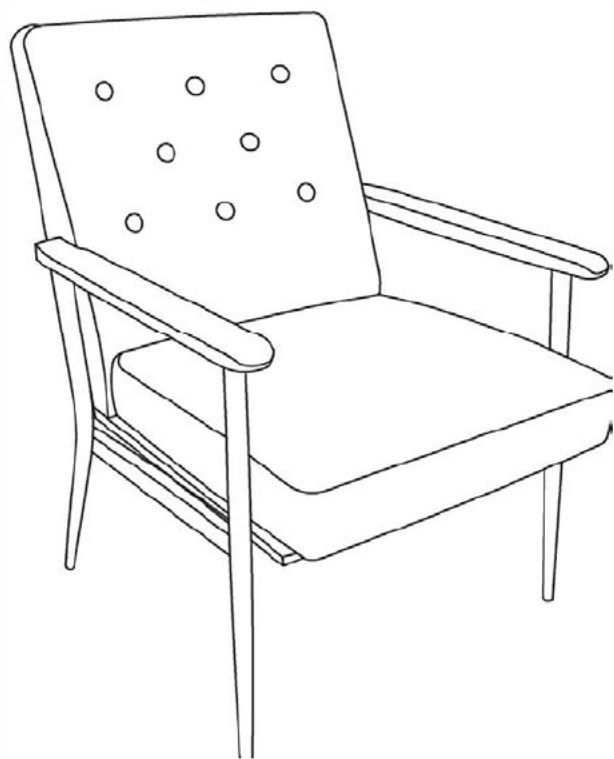


## **Accent Chairs**



## Thank you for shopping from us!

In order to enable you to better install or use this product, please carefully read the precautions and detailed functional operation instructions mentioned in this manual before using this product formally.














Hope you will have a good experience!

## Assembly Guide

This assembly guide includes the Part List, Installation Steps and Warning Tips.

The item may be shipped in more than one box to facilitate transportation, and please understand that sometimes the packages may not arrive at the same time. Please check your package once you receive it. If any questions or issues with your item, please email us at [nbepeach@hotmail.com](mailto:nbepeach@hotmail.com).

## Parts List

 A x1pc	 B x1pc	 C x1pc
 D x1pc	 E x1pc	 F x1pc
 G x1pc	 H x1pc	 I x10+1pcs M6x16
 J x4+1pcs M6x35	 K x4+1pcs M6x40	 L x10+1pcs
 M x1pc		

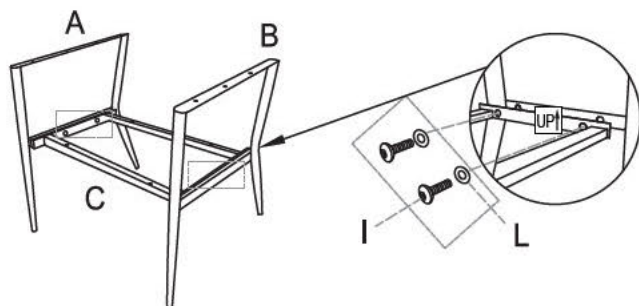
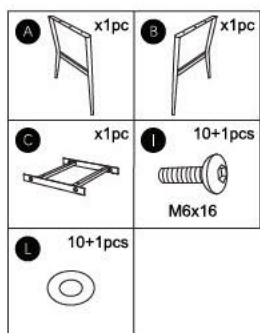
## Checking

Check if there is any part missing or damaged.

Ensure the parts and quantities in parcel are in accordance with Part List. If any mistakes, please kindly contact us through the purchase platform.

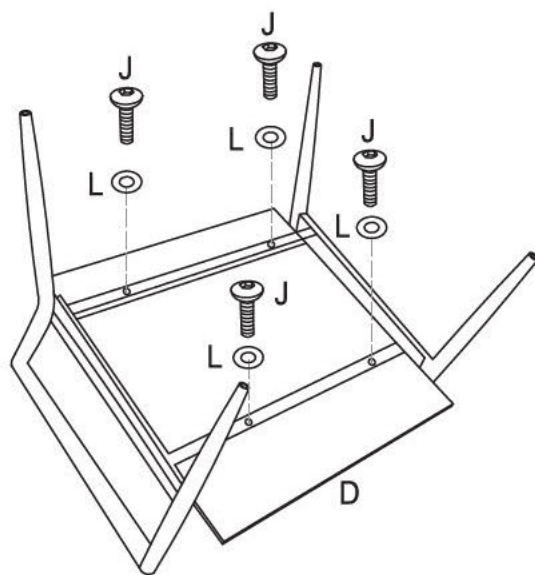
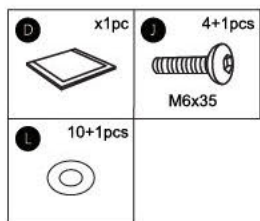
## Installation Steps

### Step 1

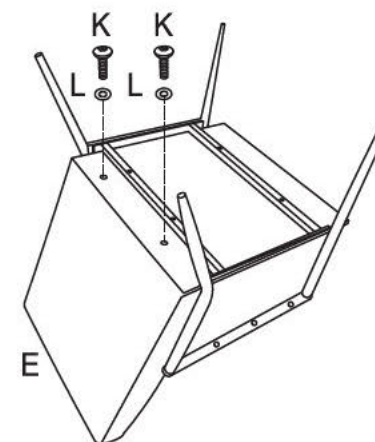
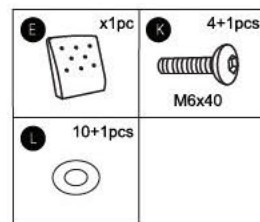


\* Assemble in the same way at the other side.

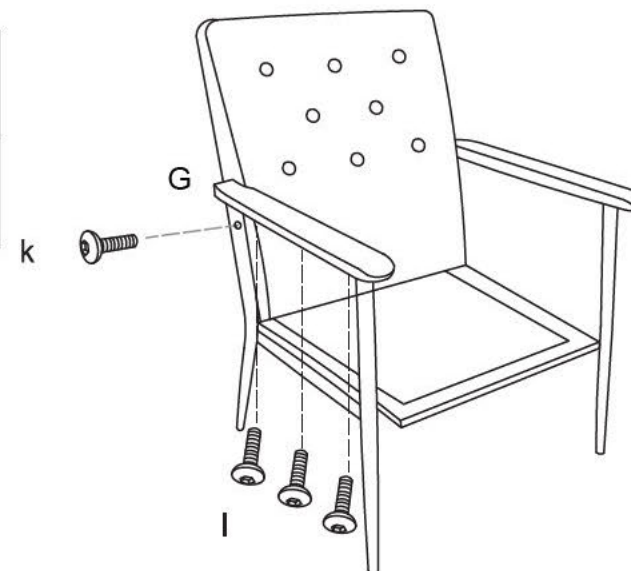
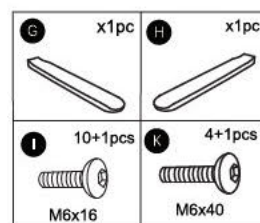
### Step 2



### Step 3

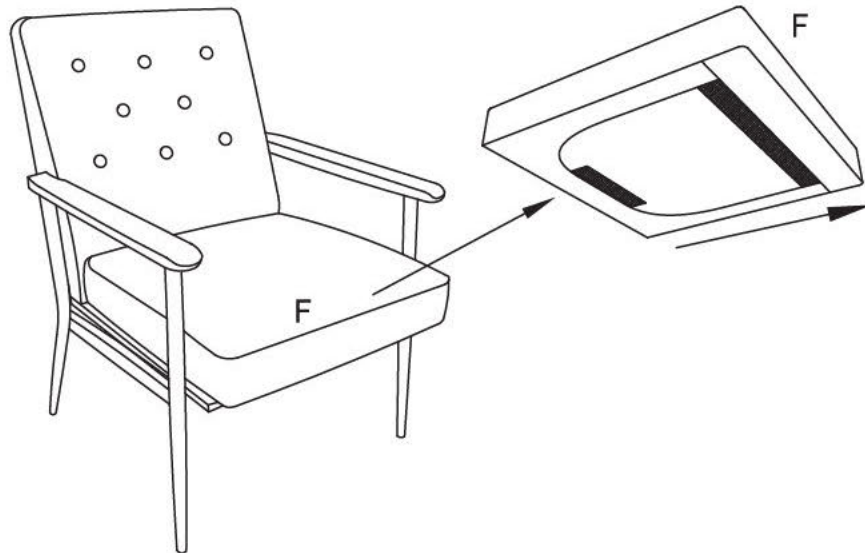
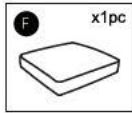


### Step 4



\* Assemble in the same way at the other side.

## Step 5



## Security/ Notice

- Fasten screws loosely during initial assembly. Do not firmly tighten the screws until the item is completely assembled.
- Be aware that some parts are heavy and have sharp edges.
- If any parts are missing, broken, damaged, or worn, stop using this item until repairs are made and/or factory replacement parts are installed.
- Reconfirm that all bolts and screws are secure every 90 days.
- Do not use this item in a way inconsistent with the manufacturer's instructions as this could void the product warranty.

## Warranty Guidelines

- Warranty period is determined by date of shipment from Walsport, for factory direct purchases or date of purchase from an authorized reseller. Please save a copy of your purchase receipt.
- If this product or any associated parts are found to be defective or missing at the time of receipt, Walsport will repair or replace, at its option, the defective parts at no charge to the original purchaser. Replacement parts or repaired parts shall be covered for the remainder of the Original Limited Warranty Period. All shipping costs will be the responsibility of the seller.
- Continuous free technical support is provided, including online diagnosis and troubleshooting to users' problems, and come up with solutions in time. In order to process your claim, please upload a copy of your receipt along with AT LEAST 2 photos of the issue/damaged parts. Otherwise, supplier reserves the right to refuse replacement parts or credit.
- If a warranty claim is made after 30 days after purchase for missing or defective parts, the consumer is responsible for costs of parts and shipping.

What is not covered by this limited warranty?

- Item past the warranty.
- Products that have been subjected to abuse, overweight, accident, alteration, modification, tampering, vandalism, negligence, misuse, abrasive contact, faulty installation or lack of reasonable care.

- Damage to the contents of products, any person or property is excluded. Normal and foreseeable service wear or tear.
- Parts damaged due to improper installation or assembly.
- Damage that occurs due to acts of nature, i.e. hurricane, tornado, wind, flood, snow, wind driven debris, etc.
- Third party labor or installation fees of any kind are not recoverable under the warranty.
- Other circumstances stipulated by law.

## Return Policy

Return is available if you are unsatisfied with the product or bought the wrong item within 1 month of receiving item. Please contact us via platform message, and we will send you the free prepaid return label.

The item should be returned in original unused condition and in the original packaging. Refunds typically take 2 business days after we have received and inspected your returned order. Please NOTE, the refund might be partial deducted in the following cases:

1. The returned item condition is different with reported;
2. Parts used or missing of returned item;
3. Buyer remorse purchase return, such as item no longer needed, wrong color/ size purchased, doesn't fit or like.

The Return Policy may not apply in all cases, depending on factors such as condition of the product, where the product was purchased, or whom you purchased the product from. Please email the purchase platform if you have any questions.