

## Assembly Instructions

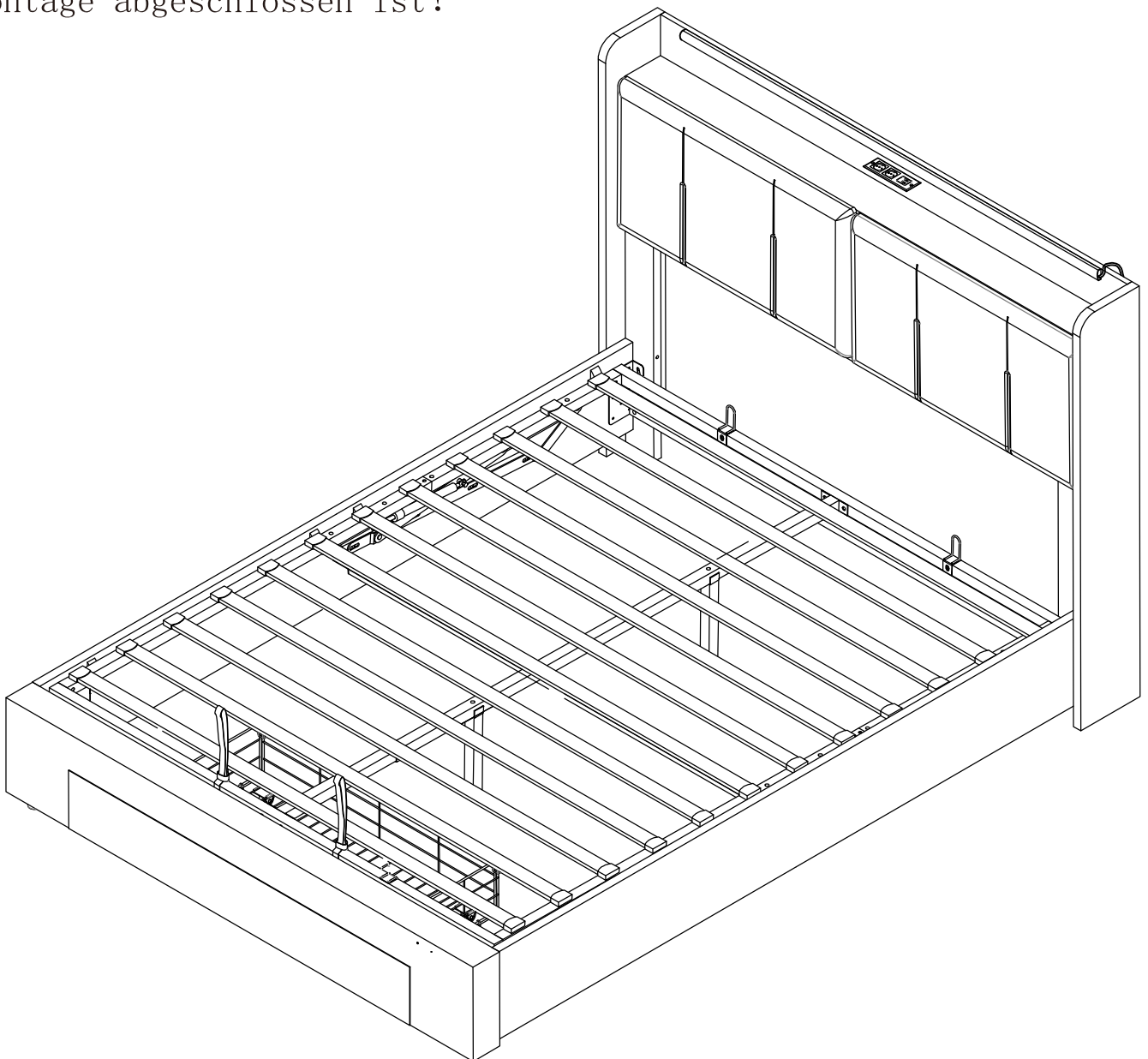
Please check that you have all the parts listed before you start assembling, if you do find that something is missing, do not continue assembly, please contact us immediately.

NOTE: Please do not completely tighten all the hardware until the entire assembly is complete!

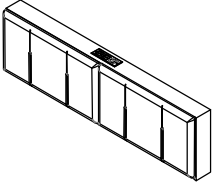






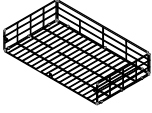

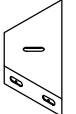


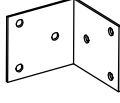
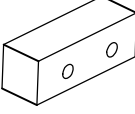



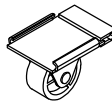
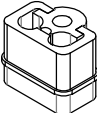




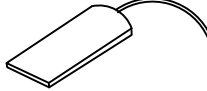
### Bauanleitung

Bitte überprüfen Sie, ob alle Teile mitgeliefert sind, bevor Sie mit der Montage beginnen. Wenn Sie festlegen, dass etwas fehlt, setzen Sie die Montage nicht fort. Bitte kontaktieren Sie uns sofort.

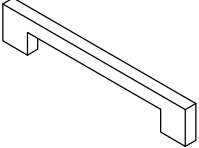
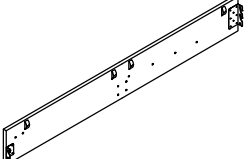
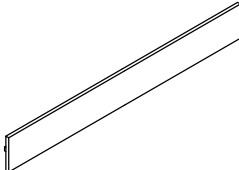
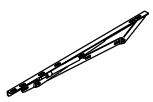

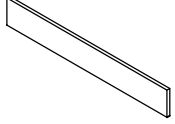
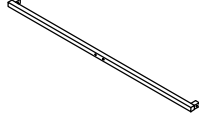
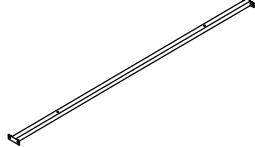
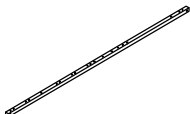

Achtung: Bitte ziehen Sie nicht alle Schrauben fest, bevor die Montage abgeschlossen ist!

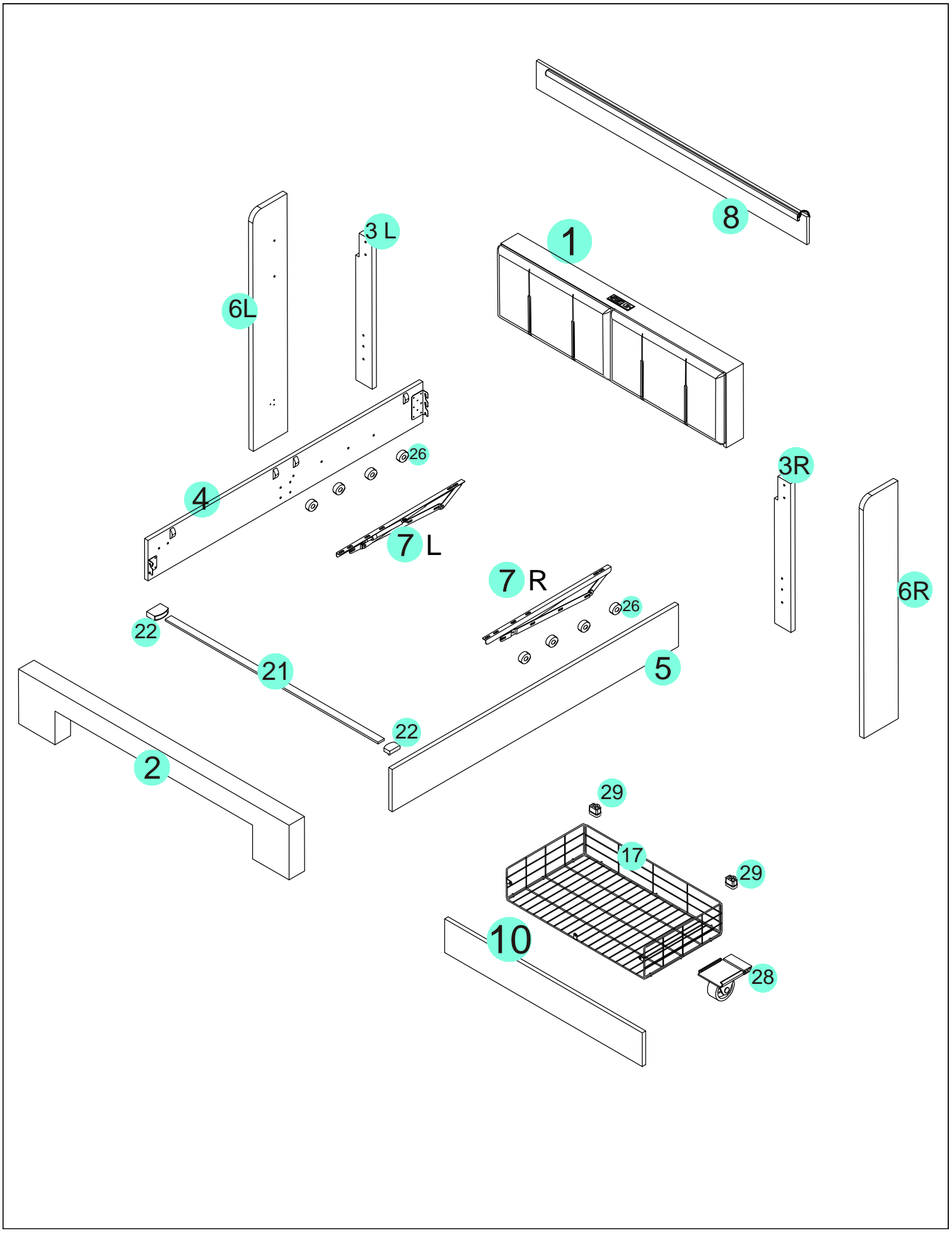



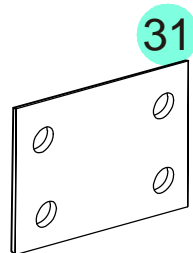
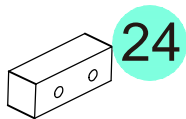
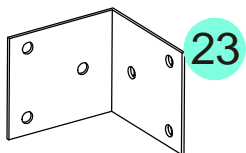

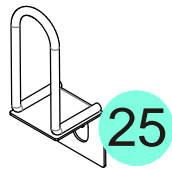
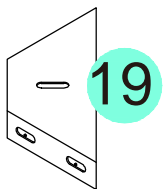
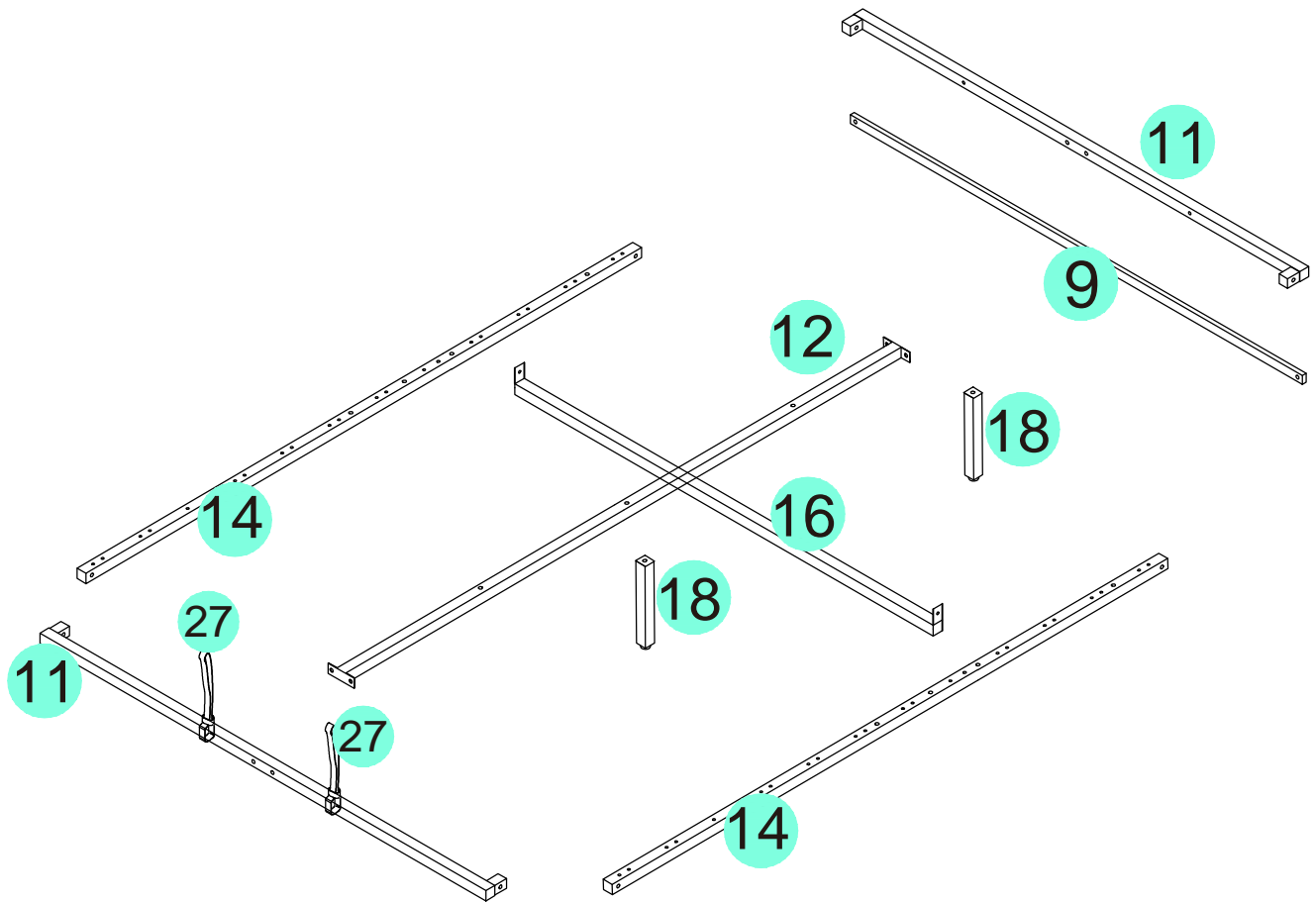
# BOX-1/2

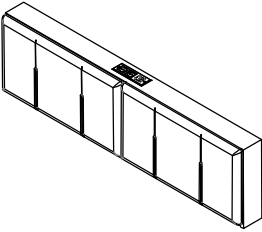
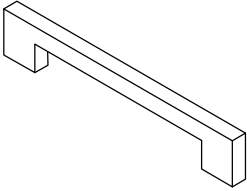


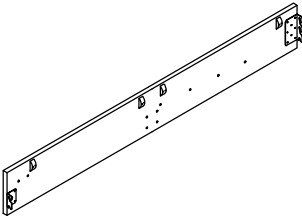
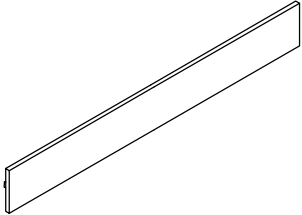


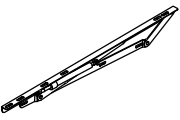



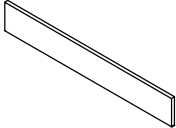
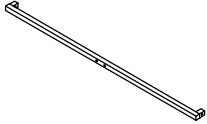
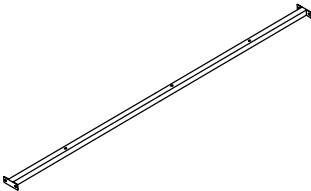
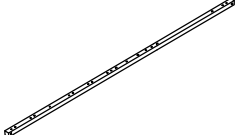

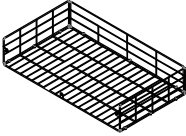

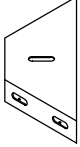
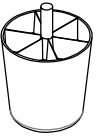

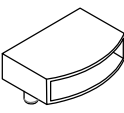
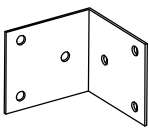
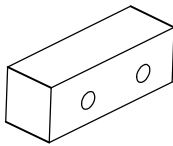
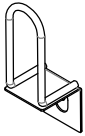


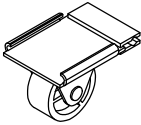
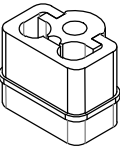



<p><b>1</b></p>  <p>x 1</p>	<p><b>3L</b></p>  <p>x 1</p>	<p><b>3R</b></p>  <p>x 1</p>	<p><b>6L</b></p>  <p>x 1</p>	<p><b>6R</b></p>  <p>x 1</p>	
<p><b>8</b></p>  <p>x 1</p>	<p><b>9</b></p>  <p>x 1</p>		<p><b>17</b></p>  <p>x 1</p>	<p><b>18</b></p>  <p>x 2</p>	
<p><b>19</b></p>  <p>x 2</p>	<p><b>20</b></p>  <p>x 2</p>	<p><b>22</b></p>  <p>x 24</p>	<p><b>23</b></p>  <p>x 2</p>	<p><b>24</b></p>  <p>x 1</p>	
<p><b>25</b></p>  <p>x 2</p>	<p><b>26</b></p>  <p>x 8</p>	<p><b>27</b></p>  <p>x 2</p>	<p><b>28</b></p>  <p>x 4</p>	<p><b>29</b></p>  <p>x 2</p>	<p><b>30</b></p>  <p>x 2</p>
<p><b>31</b></p>  <p>x 2</p>	<p><b>32</b></p>  <p>x 1</p>	<p><b>21</b></p>  <p>x 12</p>		<p><b>hardware kit</b></p> 	

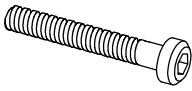
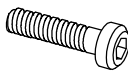
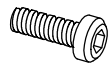
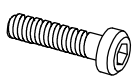
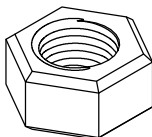

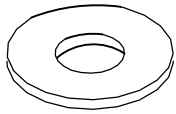
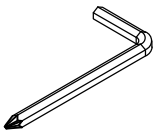
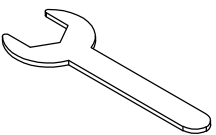
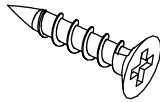
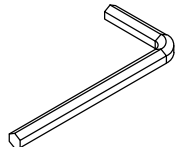
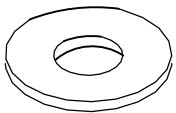
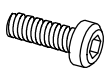
# BOX-2/2

<p><b>2</b></p>  <p>x 1</p>		<p><b>4</b></p>  <p>x 1</p>	<p><b>5</b></p>  <p>x 1</p>	
<p><b>7L</b></p>  <p>x 1</p>	<p><b>7R</b></p>  <p>x 1</p>	<p><b>10</b></p>  <p>x 1</p>	<p><b>11</b></p>  <p>x 2</p>	
<p><b>12</b></p>  <p>x 1</p>		<p><b>14</b></p>  <p>x 2</p>		<p><b>16</b></p>  <p>x 1</p>

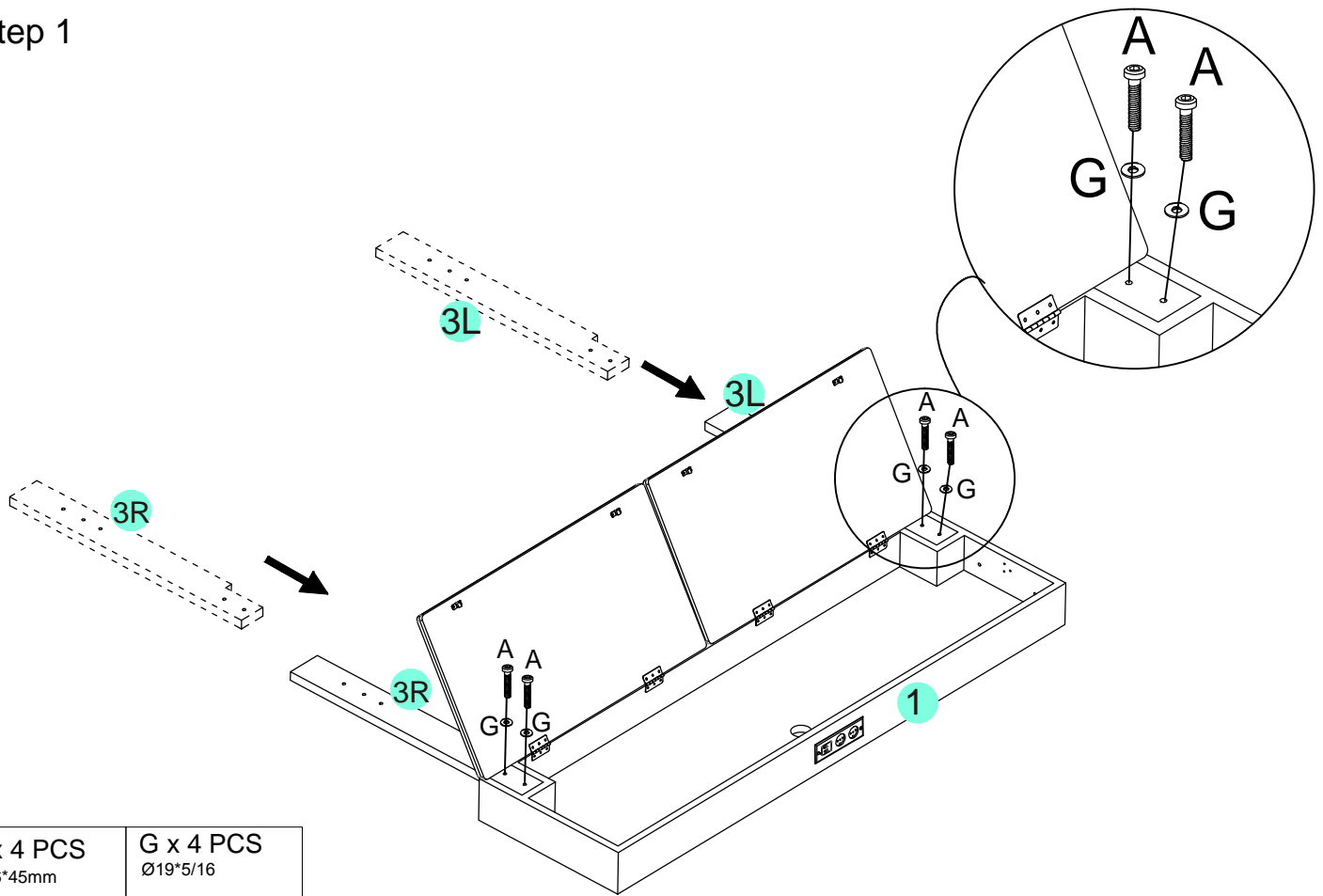




<p><b>1</b></p>  <p>x 1</p>	<p><b>2</b></p>  <p>x 1</p>	<p><b>3L</b></p>  <p>x 1</p>	<p><b>3R</b></p>  <p>x 1</p>		
<p><b>4</b></p>  <p>x 1</p>	<p><b>5</b></p>  <p>x 1</p>	<p><b>6L</b></p>  <p>x 1</p>	<p><b>6R</b></p>  <p>x 1</p>		
<p><b>7L</b></p>  <p>x 1</p>	<p><b>7R</b></p>  <p>x 1</p>	<p><b>8</b></p>  <p>x 1</p>	<p><b>9</b></p>  <p>x 1</p>		
<p><b>10</b></p>  <p>x 1</p>	<p><b>11</b></p>  <p>x 2</p>	<p><b>12</b></p>  <p>x 1</p>	<p><b>14</b></p>  <p>x 2</p>		
<p><b>16</b></p>  <p>x 1</p>	<p><b>17</b></p>  <p>x 1</p>	<p><b>18</b></p>  <p>x 2</p>	<p><b>19</b></p>  <p>x 2</p>	<p><b>20</b></p>  <p>x 2</p>	
<p><b>21</b></p>  <p>x 12</p>	<p><b>22</b></p>  <p>x 24</p>	<p><b>23</b></p>  <p>x 2</p>	<p><b>24</b></p>  <p>x 1</p>		
<p><b>25</b></p>  <p>x 2</p>	<p><b>26</b></p>  <p>x 8</p>	<p><b>27</b></p>  <p>x 2</p>	<p><b>28</b></p>  <p>x 4</p>	<p><b>29</b></p>  <p>x 2</p>	<p><b>30</b></p>  <p>x 2</p>
<p><b>31</b></p>  <p>x 2</p>	<p><b>32</b></p>  <p>x 1</p>				

<p>A *26 PCS 5/16*45mm</p> 	<p>B *10PCS 5/16*30mm</p> 	<p>C *10PCS 5/16*15mm</p> 	<p>D *12 PCS 5/16*35mm</p> 
<p>E *18 PCS 5/16</p> 	<p>F * 30 PCS M4*15mm</p> 	<p>G * 76 PCS 5/16*19mm</p> 	<p>H x 1 PC 5/16</p> 
<p>I * 1 PCS 5/16</p> 	<p>J * 3 PCS M4*25mm</p> 	<p>K* 1 PC 1/4</p> 	<p>Q *5PCS 16*1/4</p> 
<p>Y *5PCS 1/4*15mm</p> 			

# Step 1



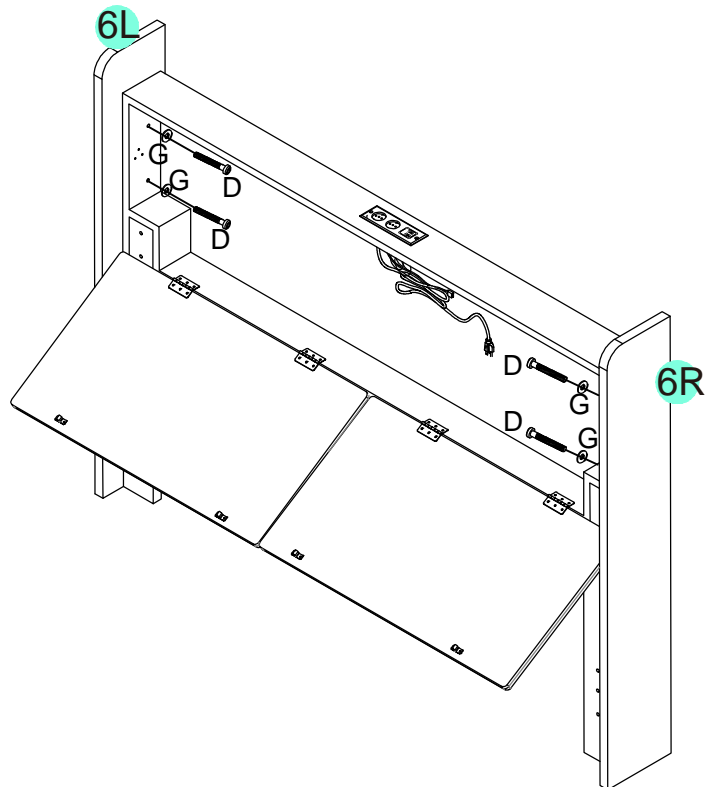
A x 4 PCS  
5/16\*45mm



G x 4 PCS  
Ø19\*5/16



# Step 2



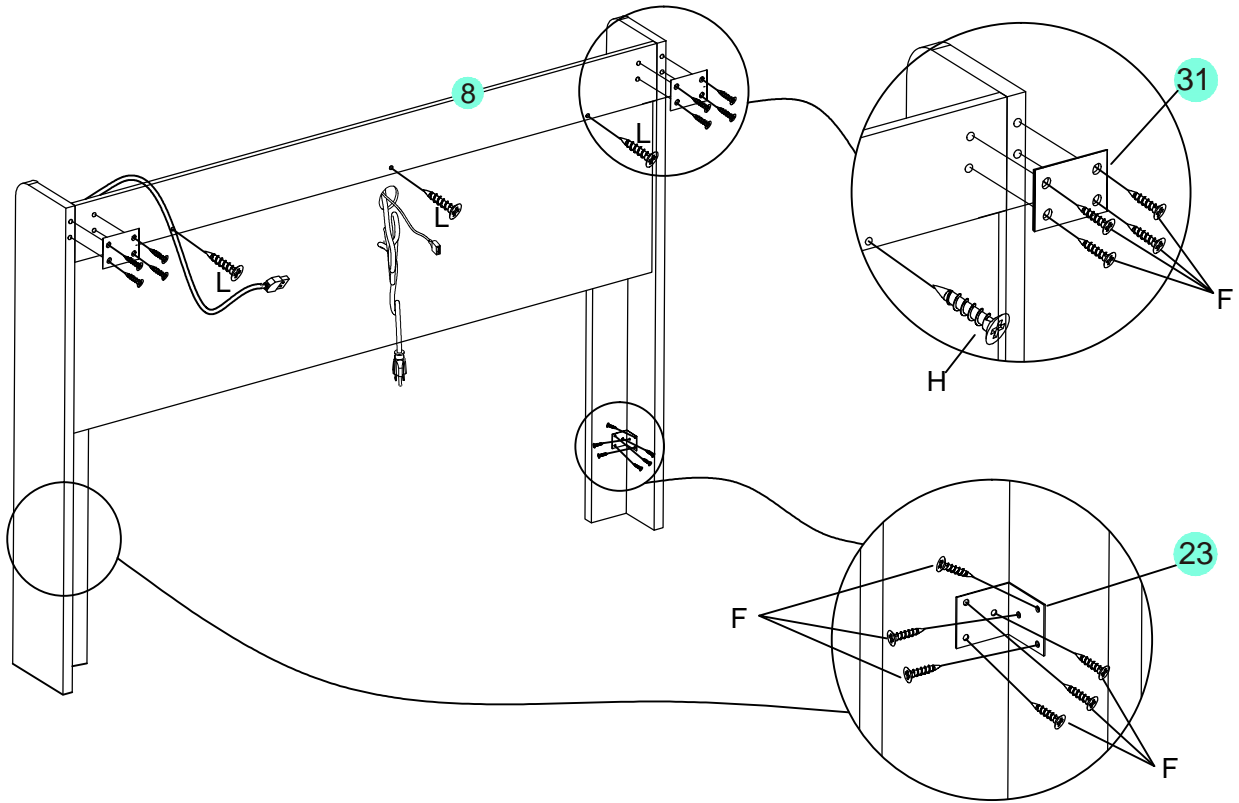
D x 4 PCS  
5/16\*35mm



G x 4 PCS  
5/16\*19



### Step 3



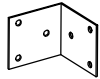
F x20 PCS  
M4x15



H x3 PCS  
M4x25



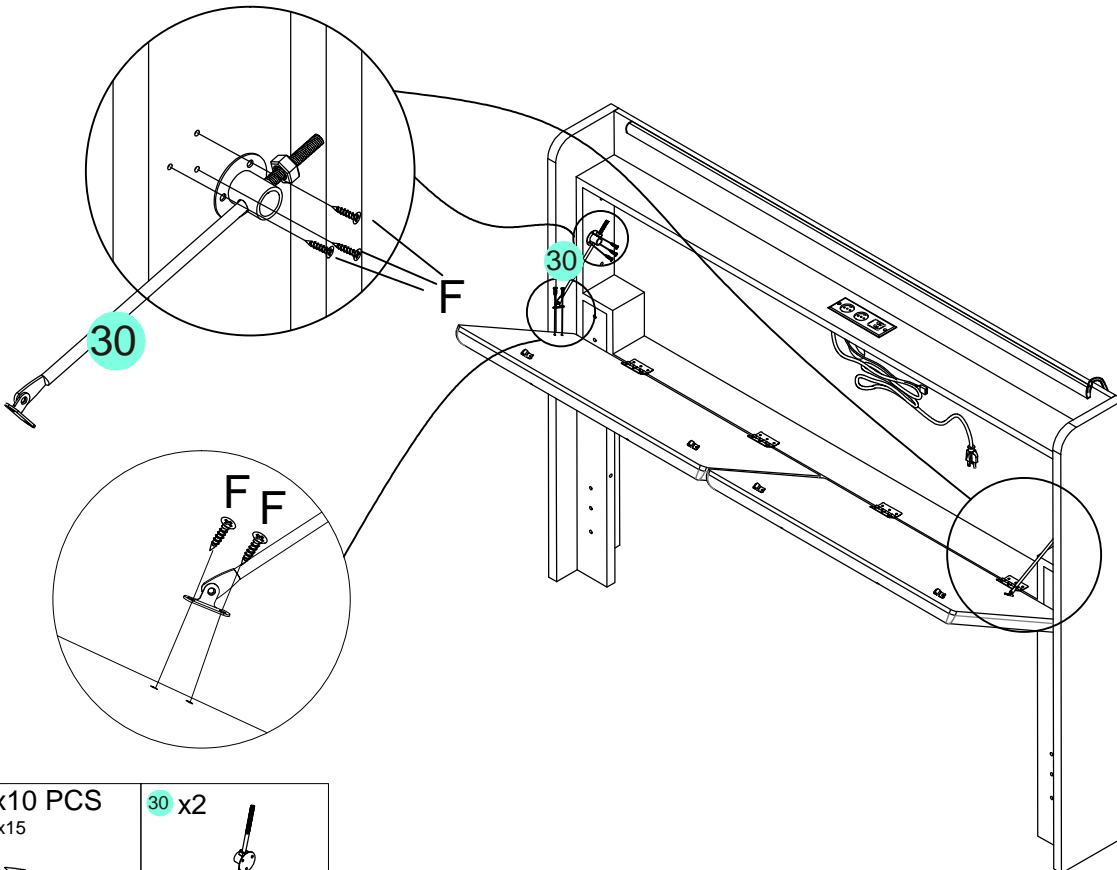
23 x2



31 x2



### Step 4



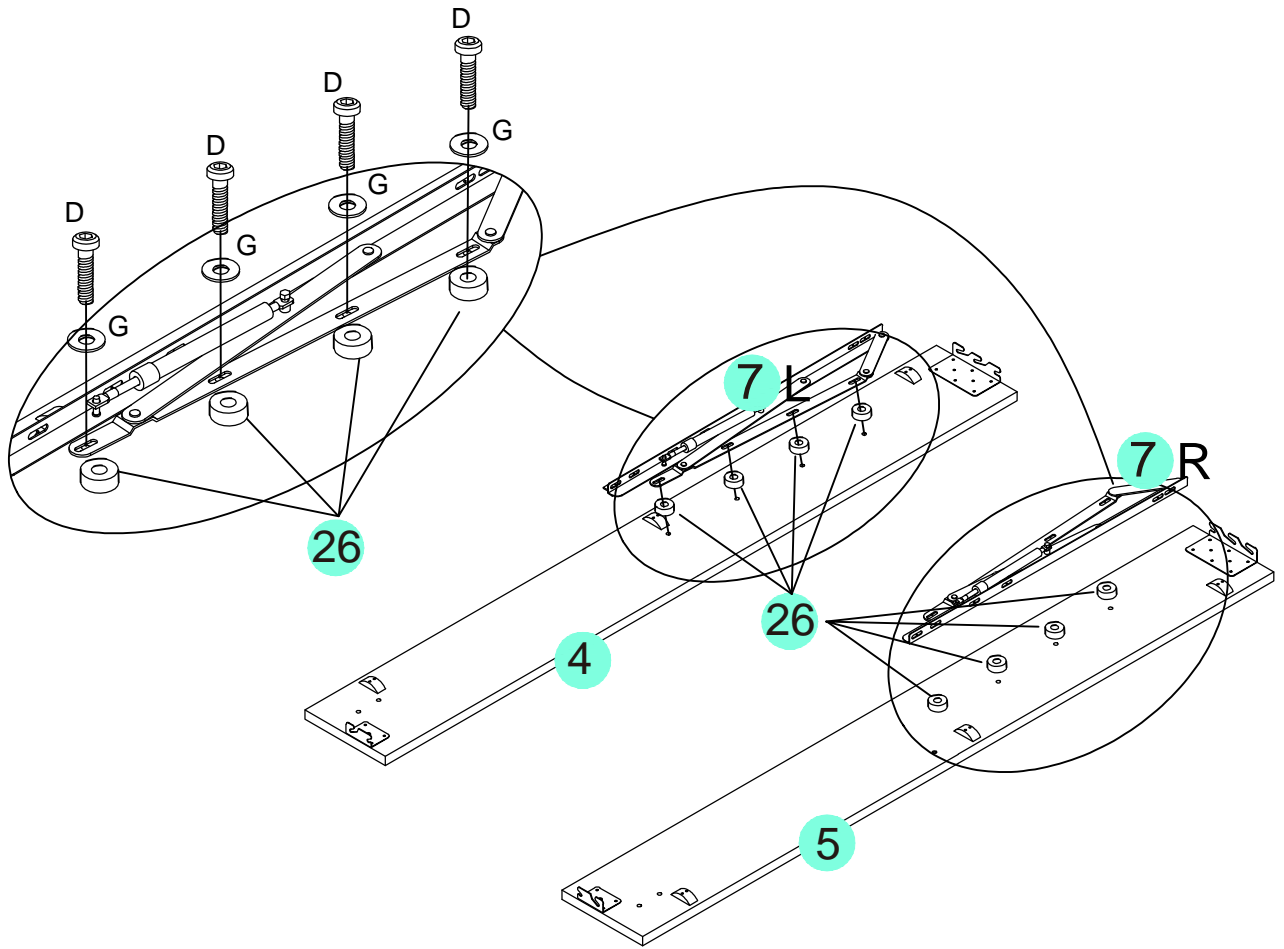
F x10 PCS  
M4x15



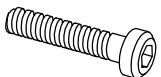
30 x2



# Step 5



D x 8 PCS  
5/15\*35mm



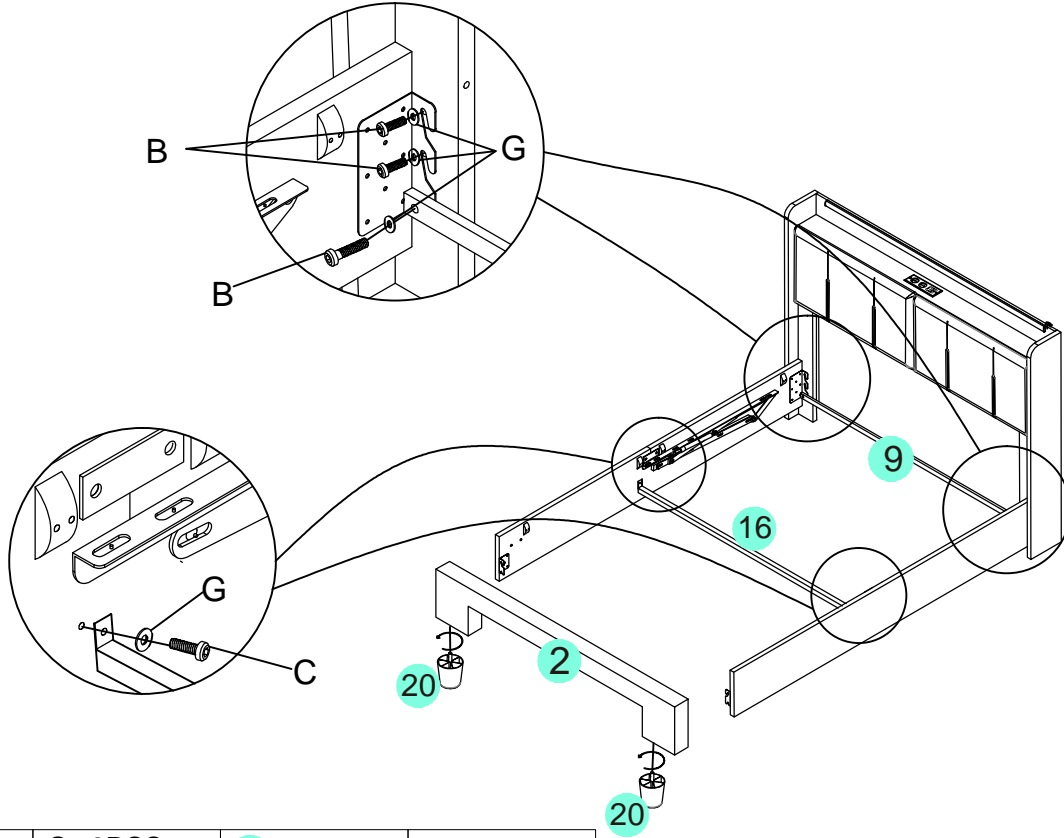
G x 8 PCS  
5/16\*19



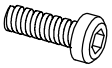
26 x 8 PCS



## Step 6



**B x 6 PCS**  
5/16\*30mm



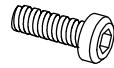
**G x 8PCS**  
Ø19\*5/16



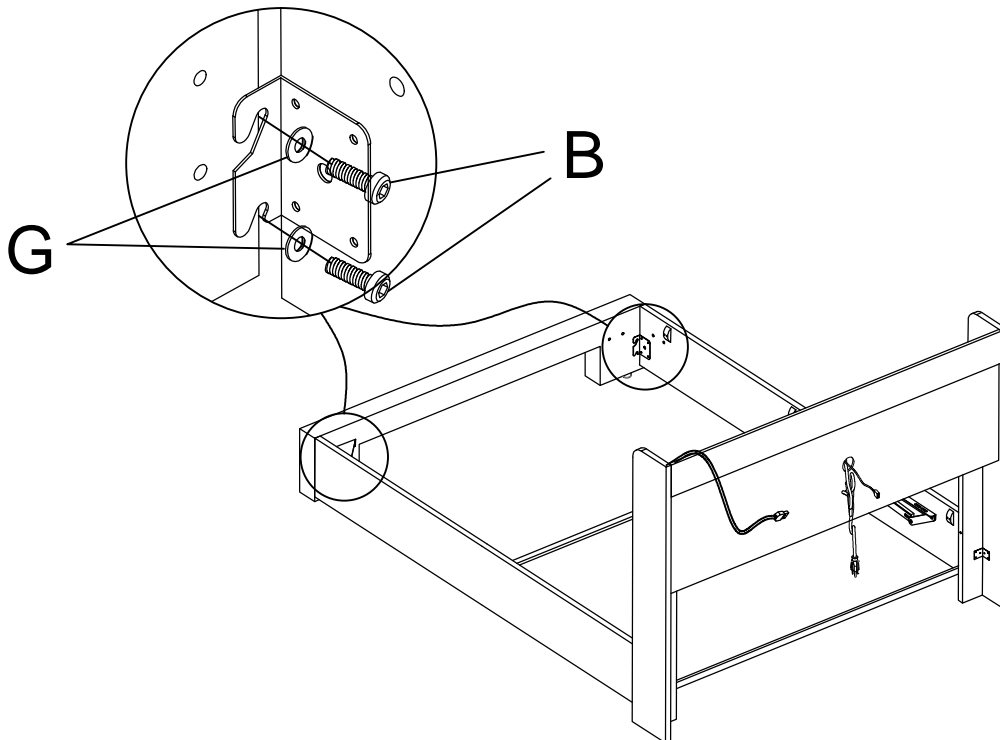
**20 x 2**



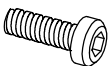
**C x 2 PCS**  
5/16\*15mm



## Step 7



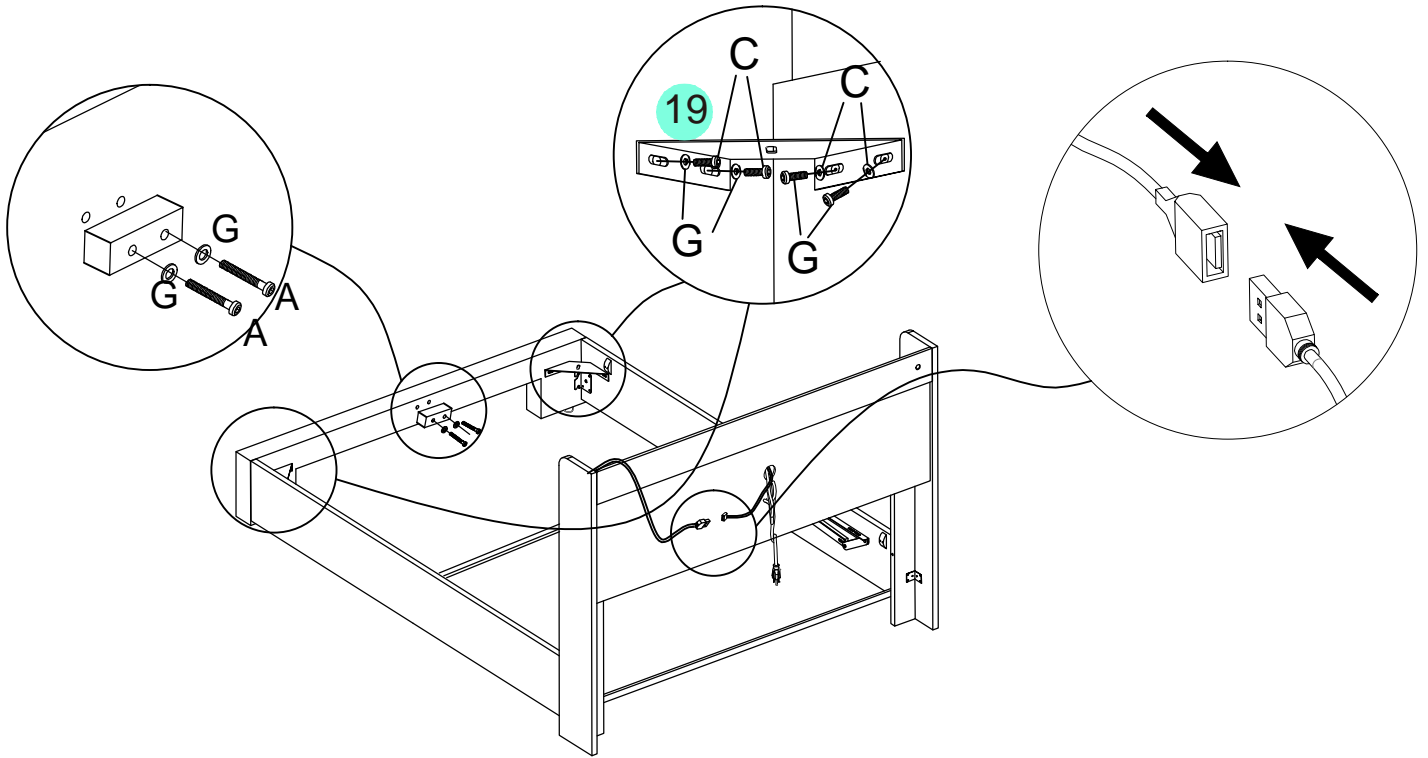
**B x 4 PCS**  
5/16\*30




**G x 4 PCS**  
Ø19\*5/16



## Step 8



C x 8 PCS  
5/16\*15mm



A x 2 PCS  
5/16\*45mm



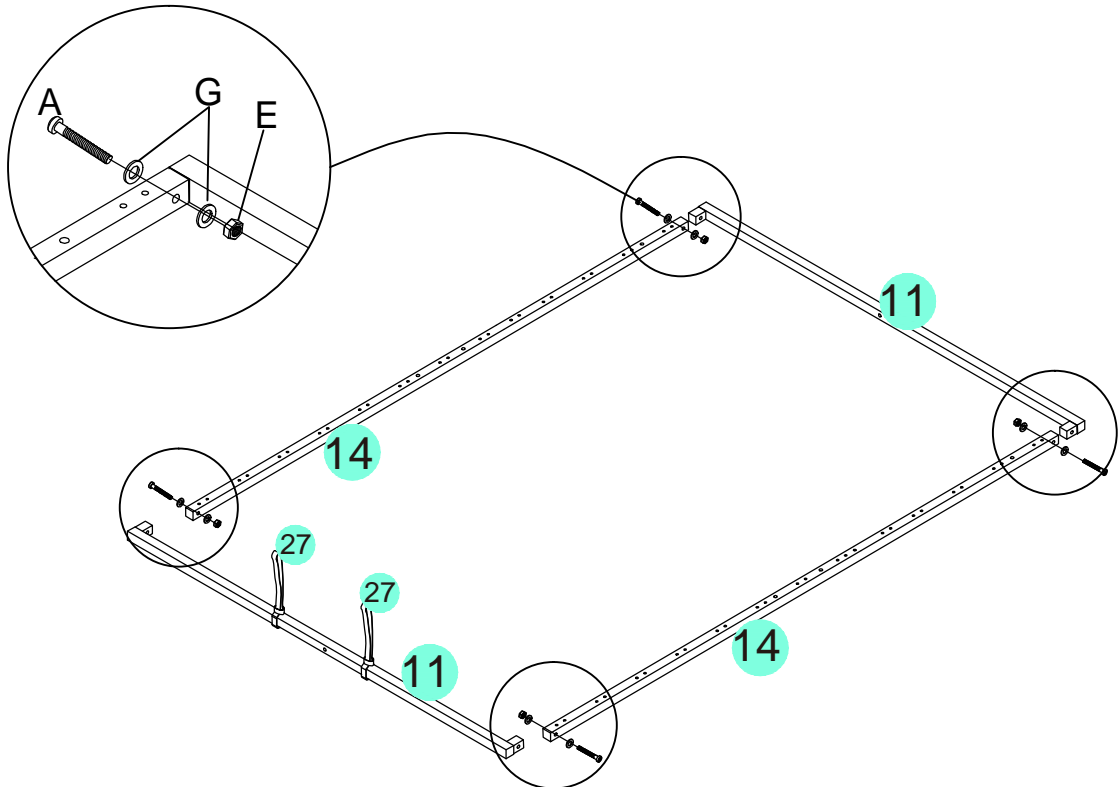
19 x2



G x 10 PCS  
Ø19\*5/16



## Step 9



A x 4 PCS  
5/16\*45mm



G x 8 PCS  
Ø19\*5/16



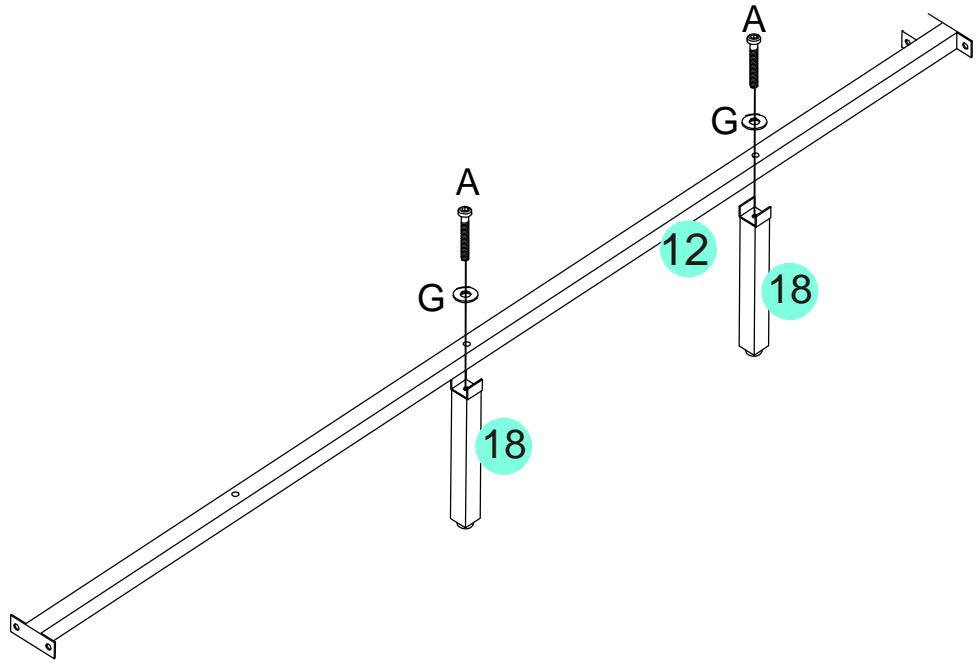
E x 4 PCS



27 x2



# Step 10



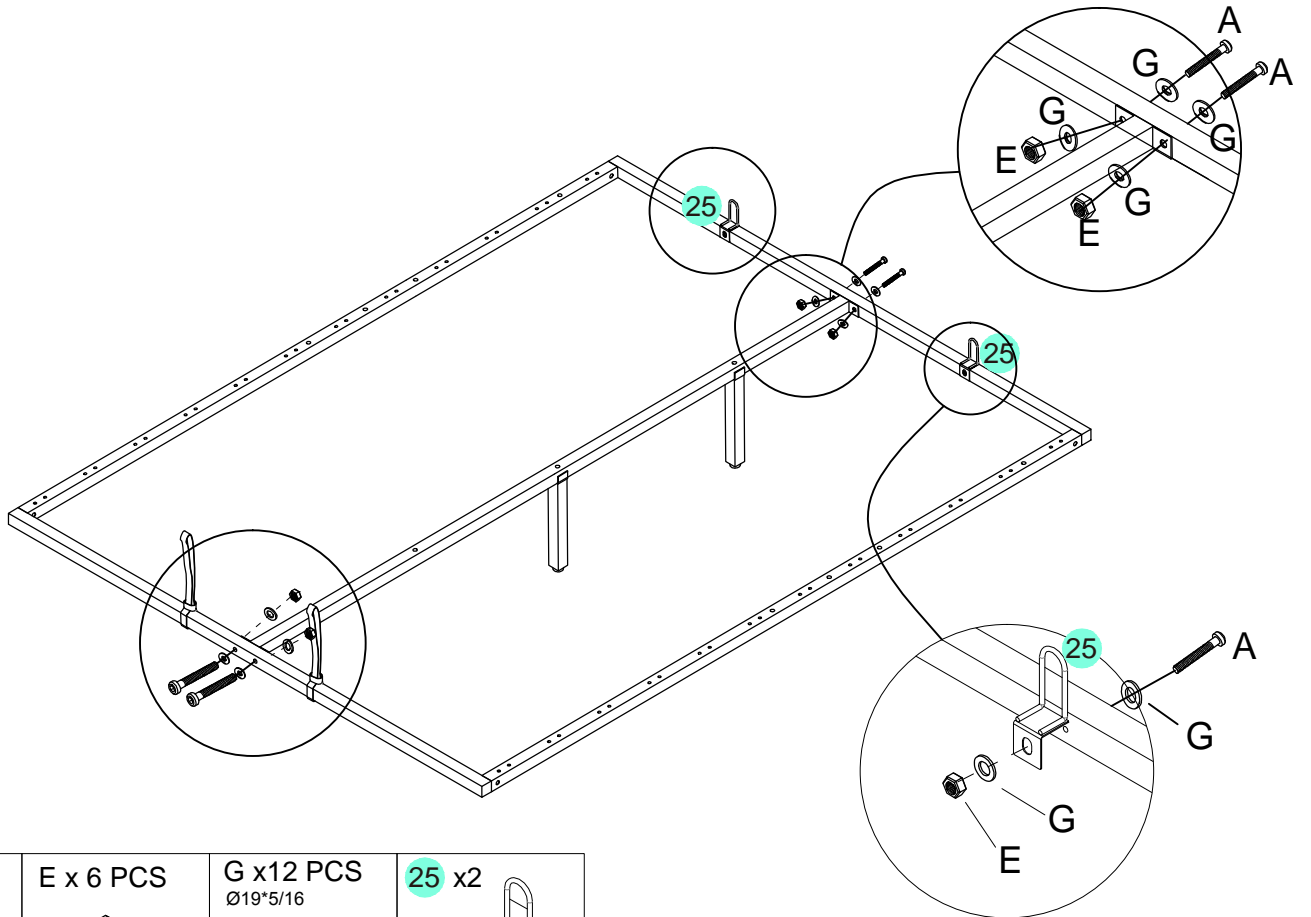
A x 2 PCS  
5/16"45mm



G x 2 PCS  
Ø19"5/16



# Step 11



A x 6 PCS  
5/16"45mm



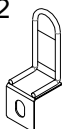
E x 6 PCS



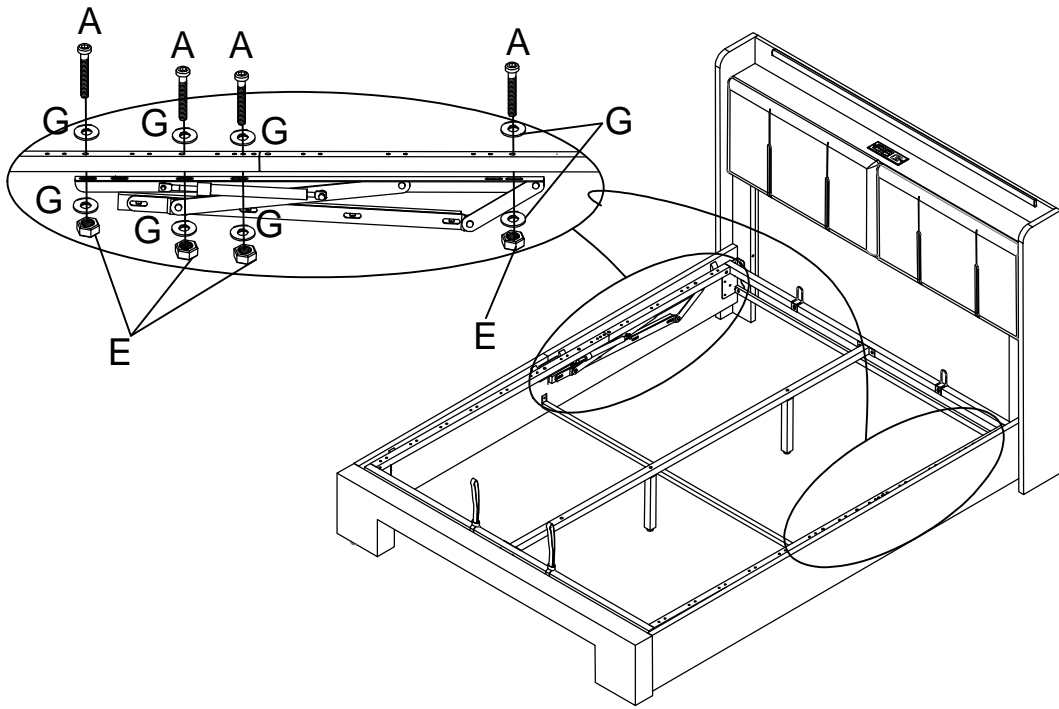
G x 12 PCS  
Ø19"5/16



25 x 2



## Step 12



A x 8 PCS  
5/16\*45mm



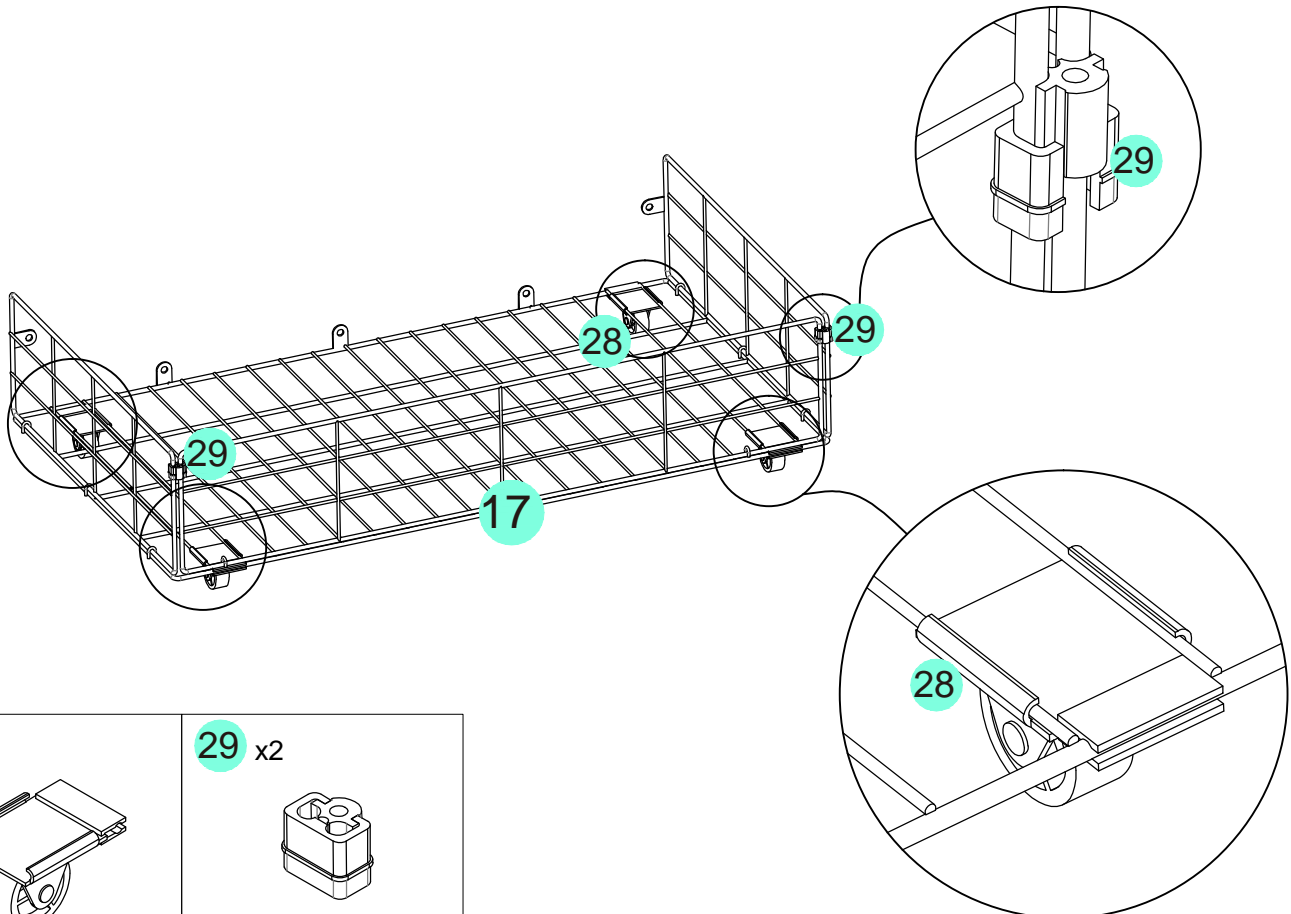
E 8 PCS



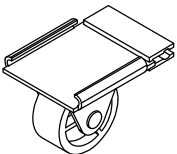
G x16 PCS  
Ø19\*5/16



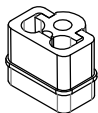
## Step 13



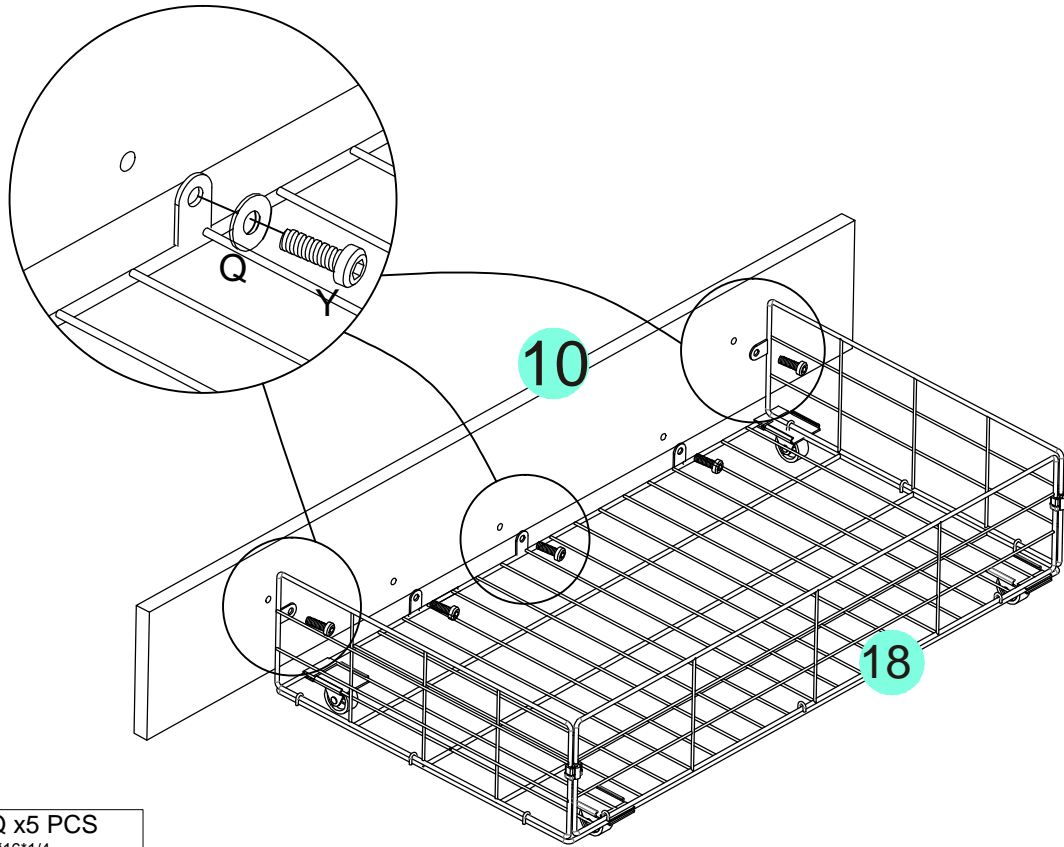
28 x4




29 x2



## Step 14



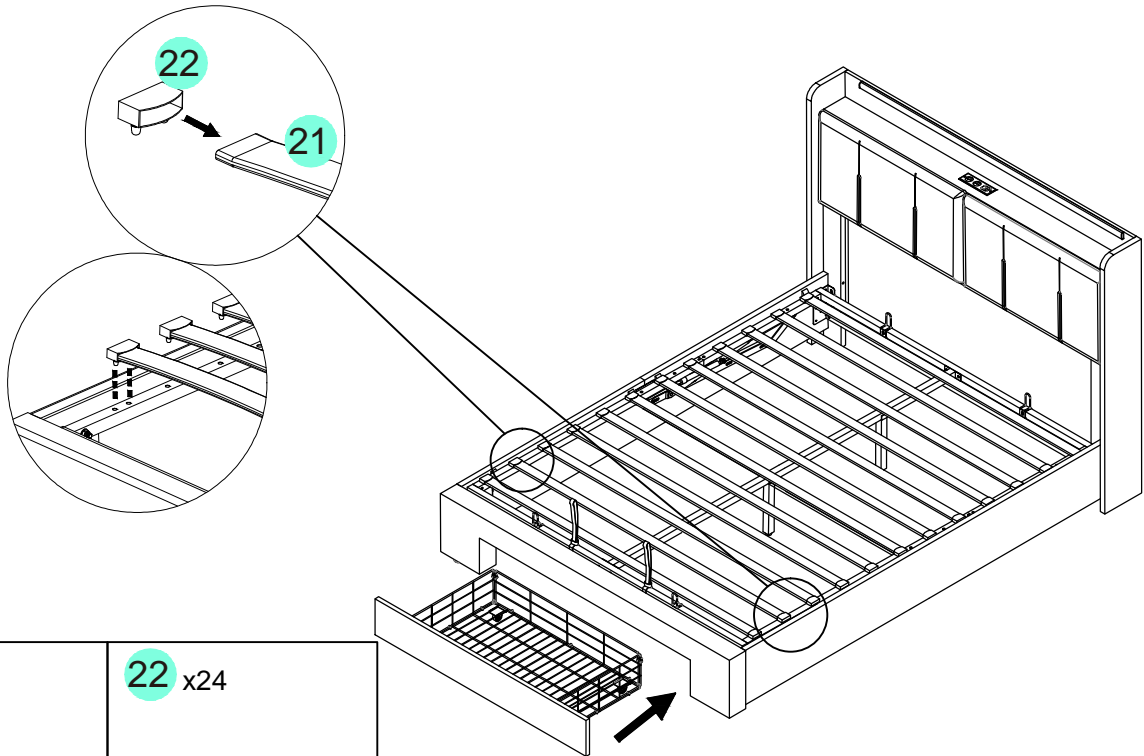
Y x 5 PCS  
1/4\*15mm



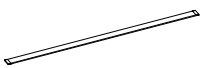
Q x 5 PCS  
Ø16\*1/4



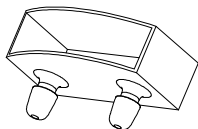
## Step 15



21 x12



22 x24



Step 16

