



Dining Table Chair

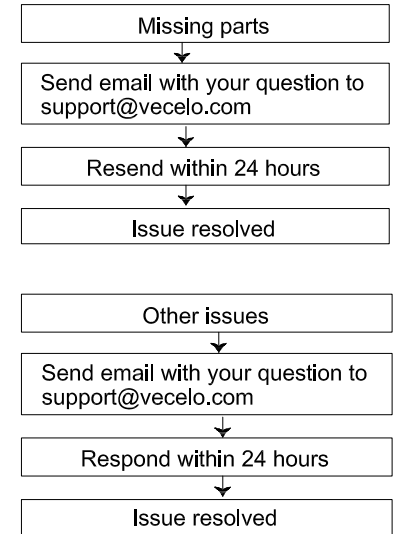
Tips!

Check all the components & screws before assembly. **Do not install in case part is missing, contact us to get.**


Return Policy

We believe you will absolutely love your new item. But if for some reason you want to return, please contact us directly before you decide to return your product. Our customer service organization can answer most concerns and assist you with any questions you may have about your new item, please email us first at: support@vecelo.com. The item must be returned within 30 days of delivery for a full refund. The item must be returned in good condition, in original box, with all original proof of purchase, parts and accessories.

Trouble shooting:



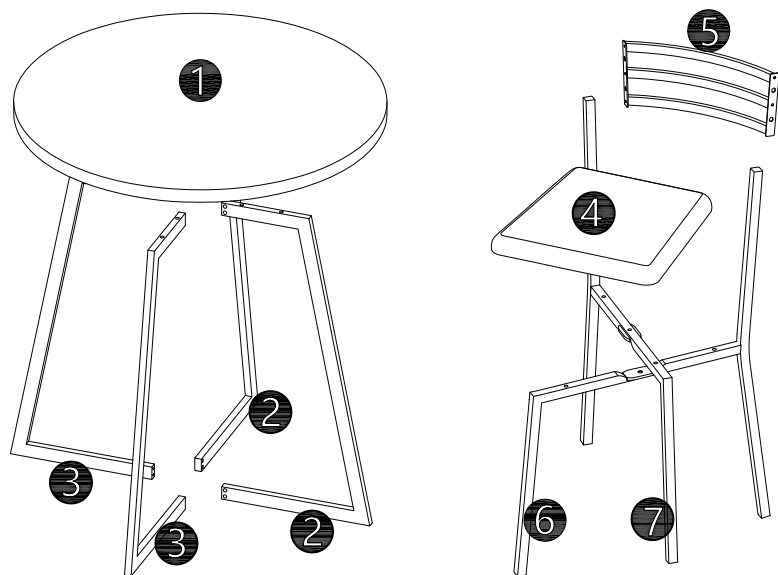
We control manufacturing and distribution ourselves, ensure the quality.



Item Description: Dining Table Chair

#Number System

Follow the marked steps for the easiest assembling process
step 1 step 2 step 3 step 4...

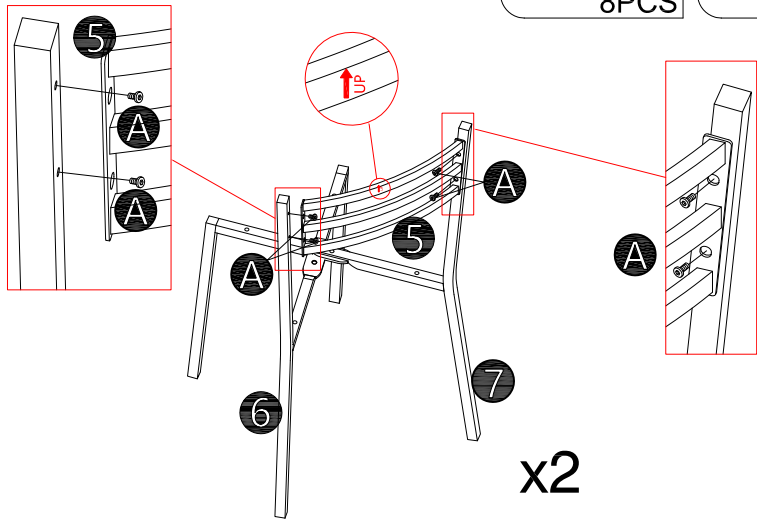


Step 5:

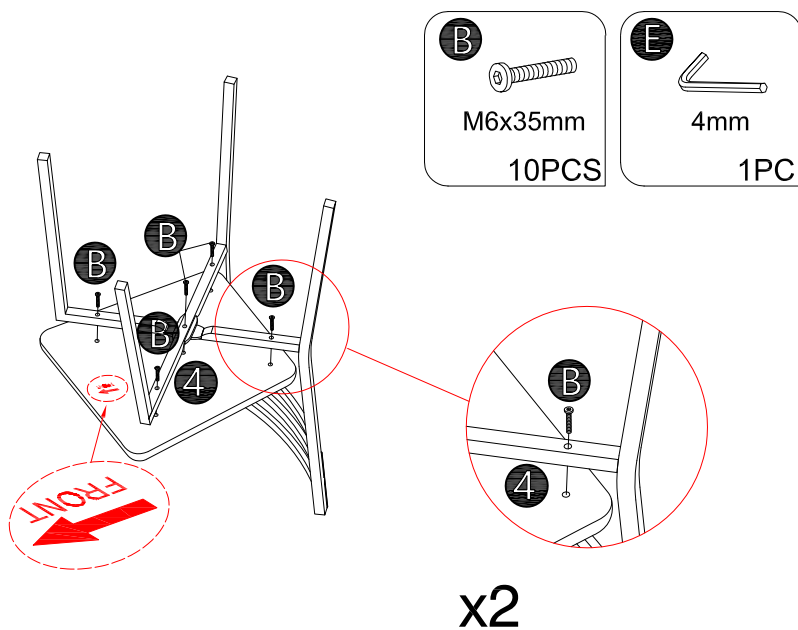


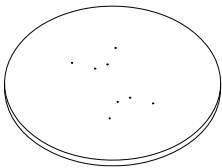
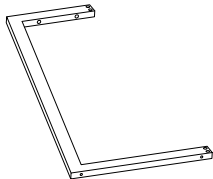
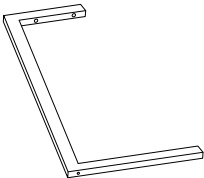
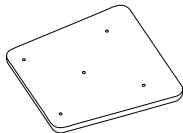

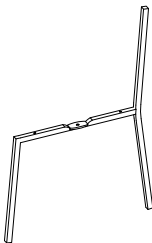

Note:
Check and tighten all screws


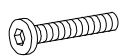
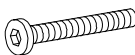


Step 3:



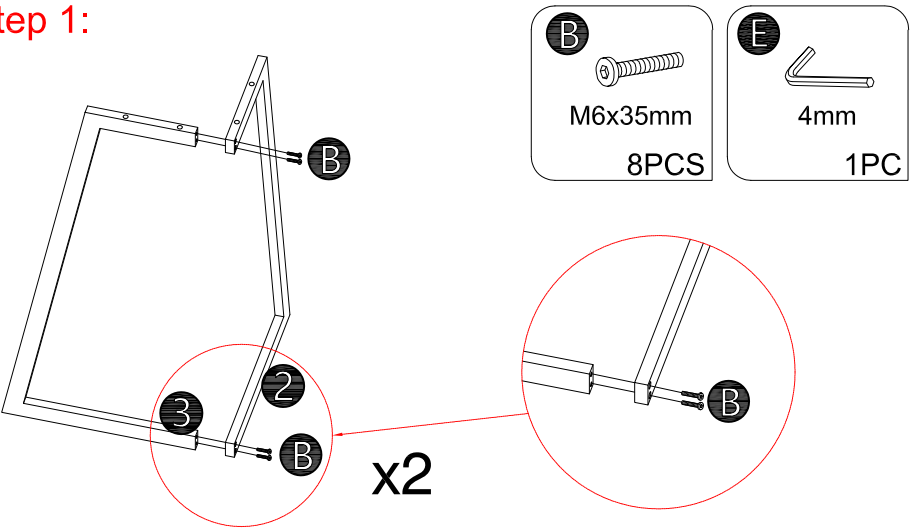
Step 4:



Component					
1		1pc	2		2pcs
	Ø800*30mm			720*340mm	
3		2pcs	4		2pcs
	720*325mm			390*390mm	
5		2pcs	6		2pcs
	350*150mm			850*595mm	
7		2pcs			
	850*595mm				

Screws&Toos					
A	 M6x12mm	8pcs	B	 M6x35mm	18pcs
C	 M6x40mm	8pcs	D	 6pcs	
E	 4mm	1pc			

Step 1:



Note: For easy setup intention, do not tighten screws during the installation process

Step 2:

