











ASSEMBLY INSTRUCTIONS | EXTENSION DINING TABLE

PARTS CHECKLIST					
A		Table Base (2 pcs)	F		Screw ø8*40 (2 pcs)
B		Stretchers (1 pc)	G		Screw ø8*50 (4 pcs)
C		Table Top (1 pc)	H		Screw ø8*70 (8 pcs)
D		Extension Leaf (2 pcs)	I		Allen Key (1 pc)
E		Wedge (2 pcs)	J		T-Head Bolt ø8*90 (6 pcs)

WARNING: Be sure to use the correct hardware in the correct location. Using incorrect hardware will result in permanent, severe damage to this product.

