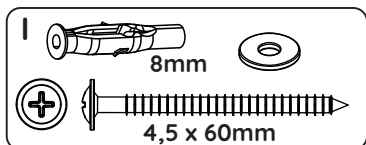
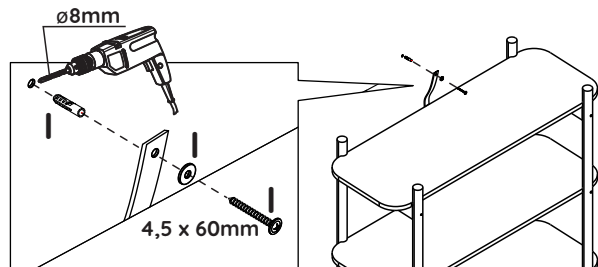
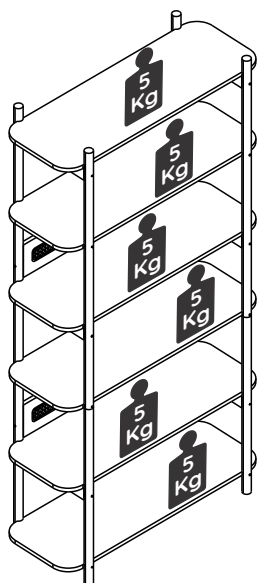


9
Passo
Step
Paso



10
Passo
Step
Paso



Dicas de Conservação / Maintenance Tips / Consejos de Mantenimiento

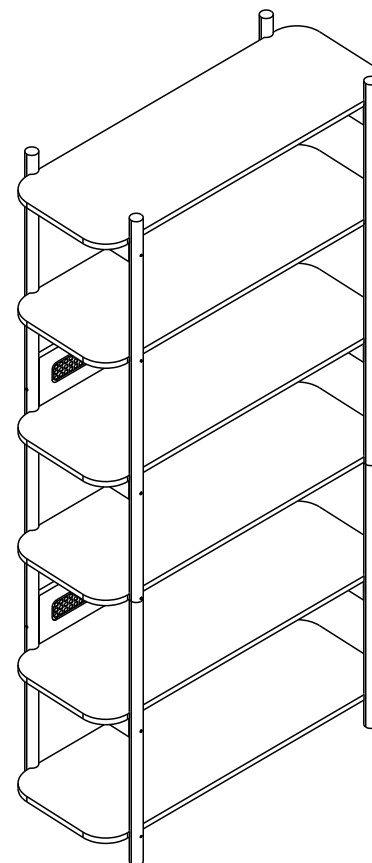
*Para limpar ou tirar manchas, utilize uma flanela umedecida em solução de água e álcool, na mesma proporção. Evite exposição ao sol.

*To clean or remove stains, use a piece of flannel dampened with a water and alcohol solution, in the same proportion. Avoid direct sunlight.

*Para limpiar o sacar manchas, utilice una flanela humedecida en solución de agua y alcohol, en la misma proporción. Evite la exposición directa al sol.

INSTRUÇÕES DE MONTAGEM ASSEMBLY INSTRUCTIONS INSTRUCCIONES DE MONTAJE

EG
EVA & GABY


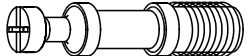














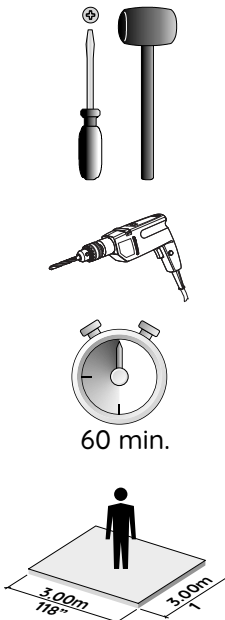
REF. 27965
REF. 37965



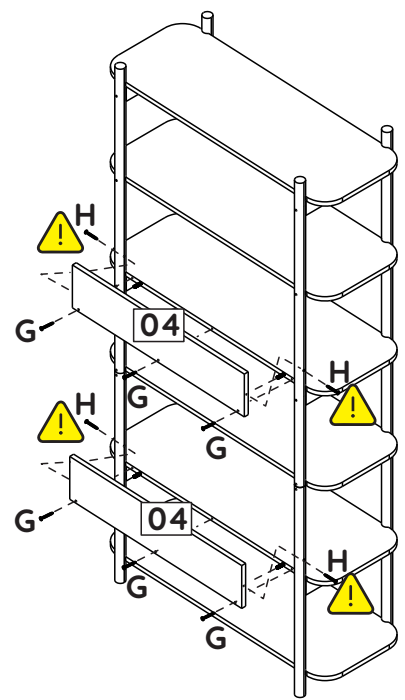
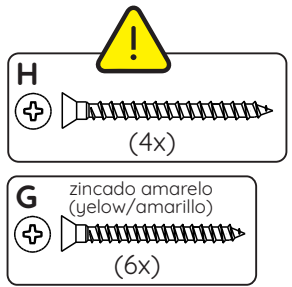
FERRAGENS / HARDWARE LIST / LISTA DE HERRAJES

Os desenhos das ferragens são em escala real, então suas dimensões são iguais as das ferragens reais.
 The hardware drawings are full-scale, so their dimensions are the same as the actual hardware.
 Los dibujos de los herrajes son la escala real, por lo que sus dimensiones son las mismas que las del herraje real.

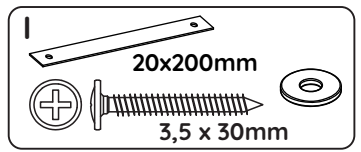
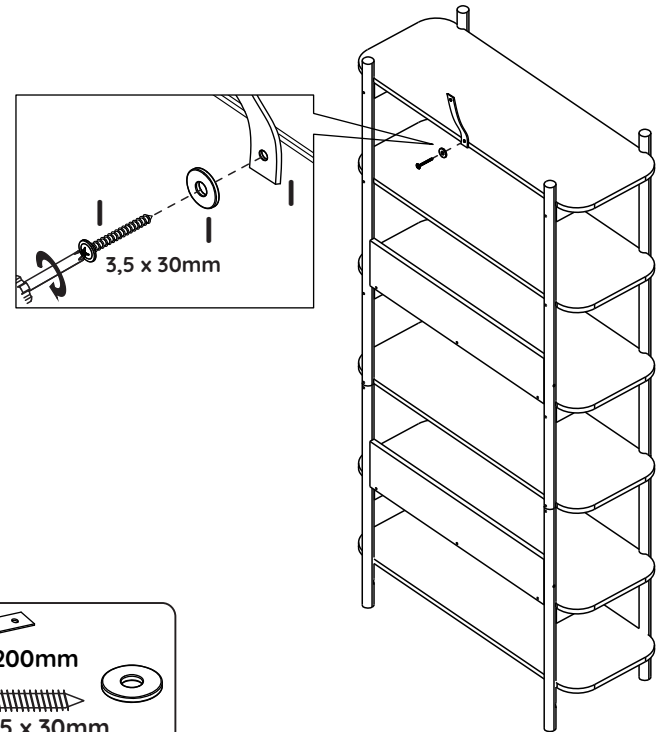
ID	IMAGEM DE REFERÊNCIA / IMAGE REFERENCE IMAGEN REFERENCIA	QUANTIDADE # OF PIECES CANTIDAD
A	 8x30mm	16
B		06
C		06
D		06
E	 8x50mm	04
F	 4,5 x 25mm	04
G	 4,5x45mm	06
H	 4,5x60mm	28
I	 20x200mm  4,5 x 60mm  3,5 x 30mm  8mm  	01



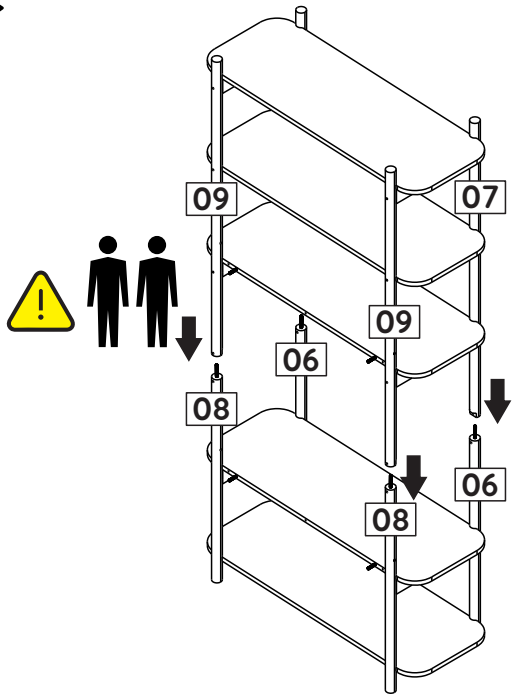
7 Passo Step Paso



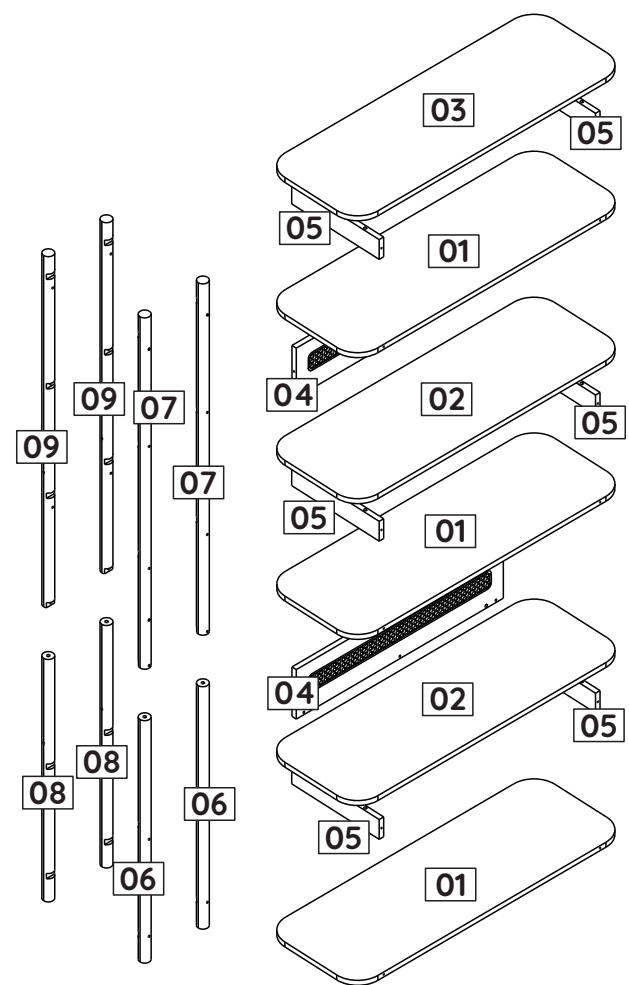
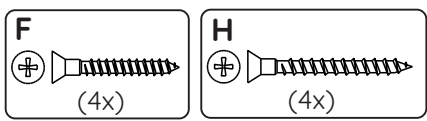
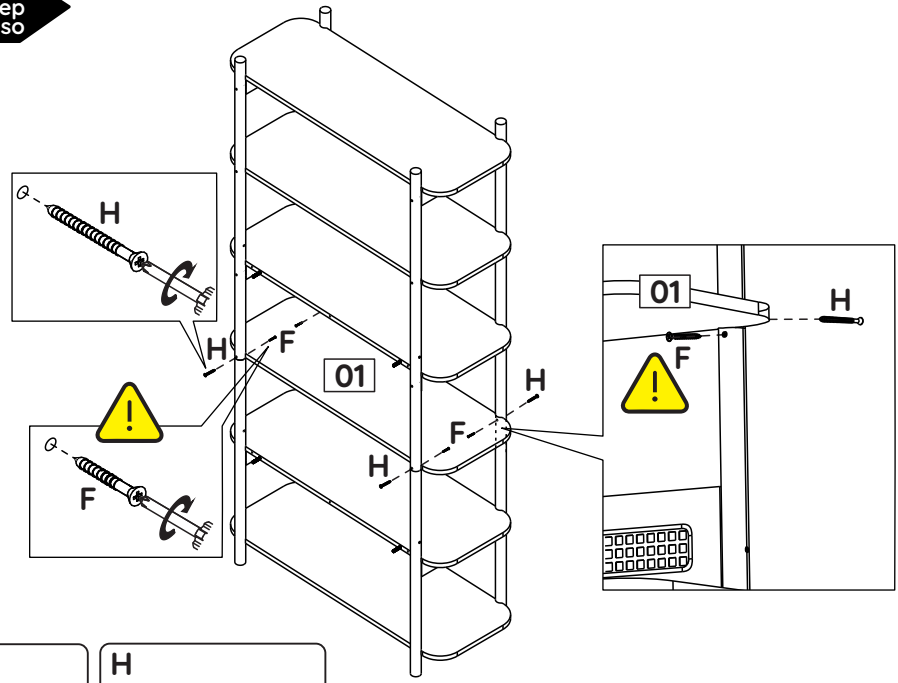
8 Passo Step Paso



5 Passo
Step
Paso



6 Passo
Step
Paso



ID	Descrição / Description / Denominación	Quantidade # Of Pieces Cantidad	Dimensão (mm) Dimension (mm) Dimensión (mm)
01	Prateleira A/Shelf "A"/Repisa A	03	900x320x15
02	Prateleira B/Shelf "B"/Repisa B	02	900x320x15
03	Prateleira C/Shelf "C"/Repisa C	01	900x320x15
04	Costa/Back/Revés	02	690x150x15
05	Lateral/Side/Lateral	06	304x60x15
06	Pé madeira frontal inferior/Mettalic foot/Pata madeira delantero inferior	02	735x31x31
07	Pé madeira frontal superior/Mettalic foot/Pata madeira delantero superior	02	1065x31x31
08	Pé madeira traseiro inferior/Mettalic foot/Pata madeira de atrás inferior	02	735x31x31
09	Pé madeira traseiro superior/Mettalic foot/Pata madeira de atrás superior	02	1065x31x31

