
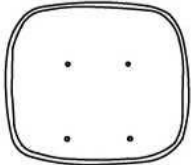





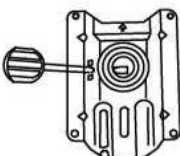










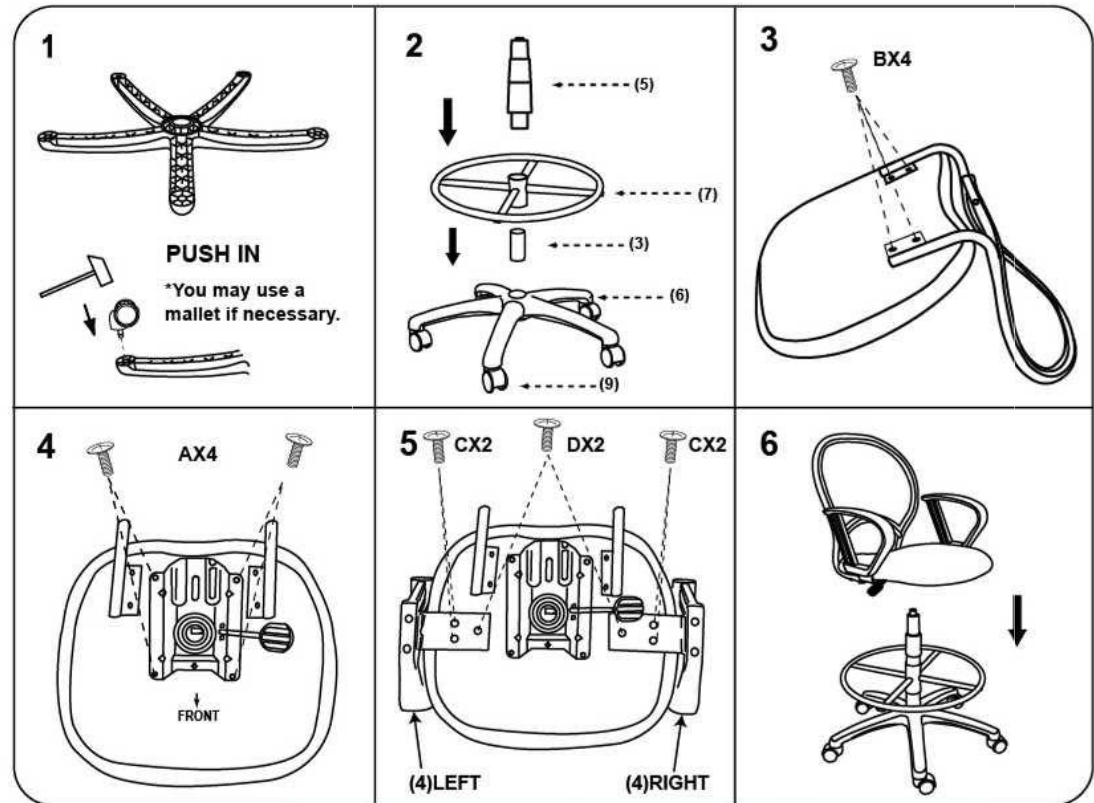


**IMPORTANT NOTICE:
HARDWARE PACKAGE IS ATTACHED ON THE
BOTTOM OF SEAT CUSHION.**

(1)x1  BACK	(2)x1  SEAT	(3)x1  TU009-EXT	(4)x1(L)x1(R)  Arms
(5)x1  Gas Lift	(6)x1  Base	(7)x1  TU009	(8)x1  Mechanism
(9)x5  Casters	<p>Ax4  M8X20 Mechanism Screws</p> <p>Bx4  M6X22 Back Bar Screws</p> <p>Cx4  M6X22 Arm Screws</p> <p>Dx2  M6X25 Arm Screws</p>		
Ax4  M8X20 Mechanism Screws	Bx4  M6X22 Back Bar Screws		Cx4  M6X30 Arm Screws
Bx4  M6X22 Back Bar Screws	Dx2  M6X30 Arm Screws		



Insert and loosely tighten all screws. When assembly is completed, fully tighten all screws before using. This chair is only intended for sitting. Any other use will void the warranty.



For further assembly instructions, please visit our website