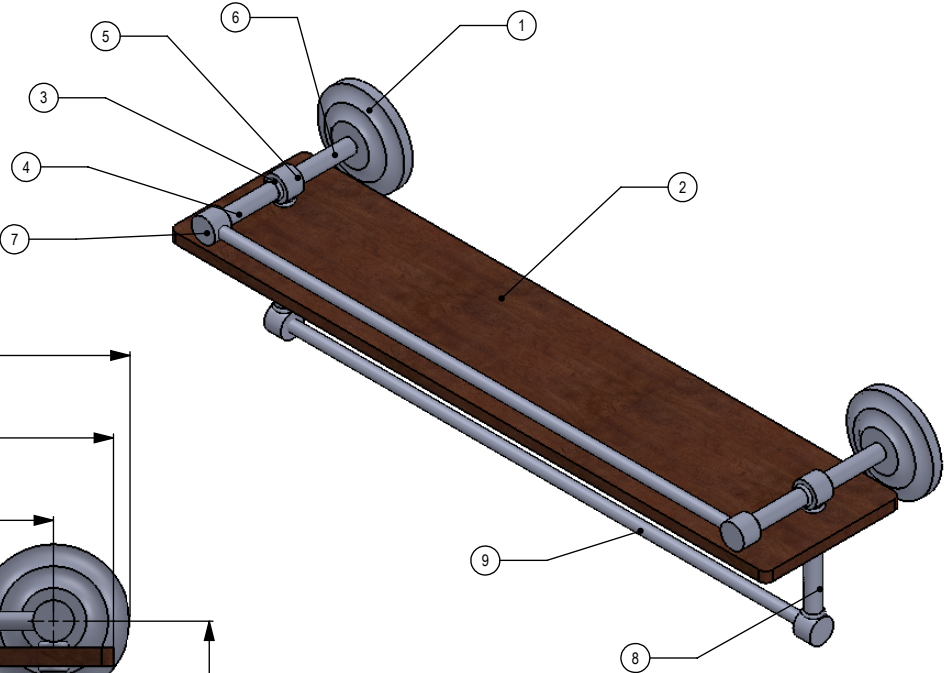
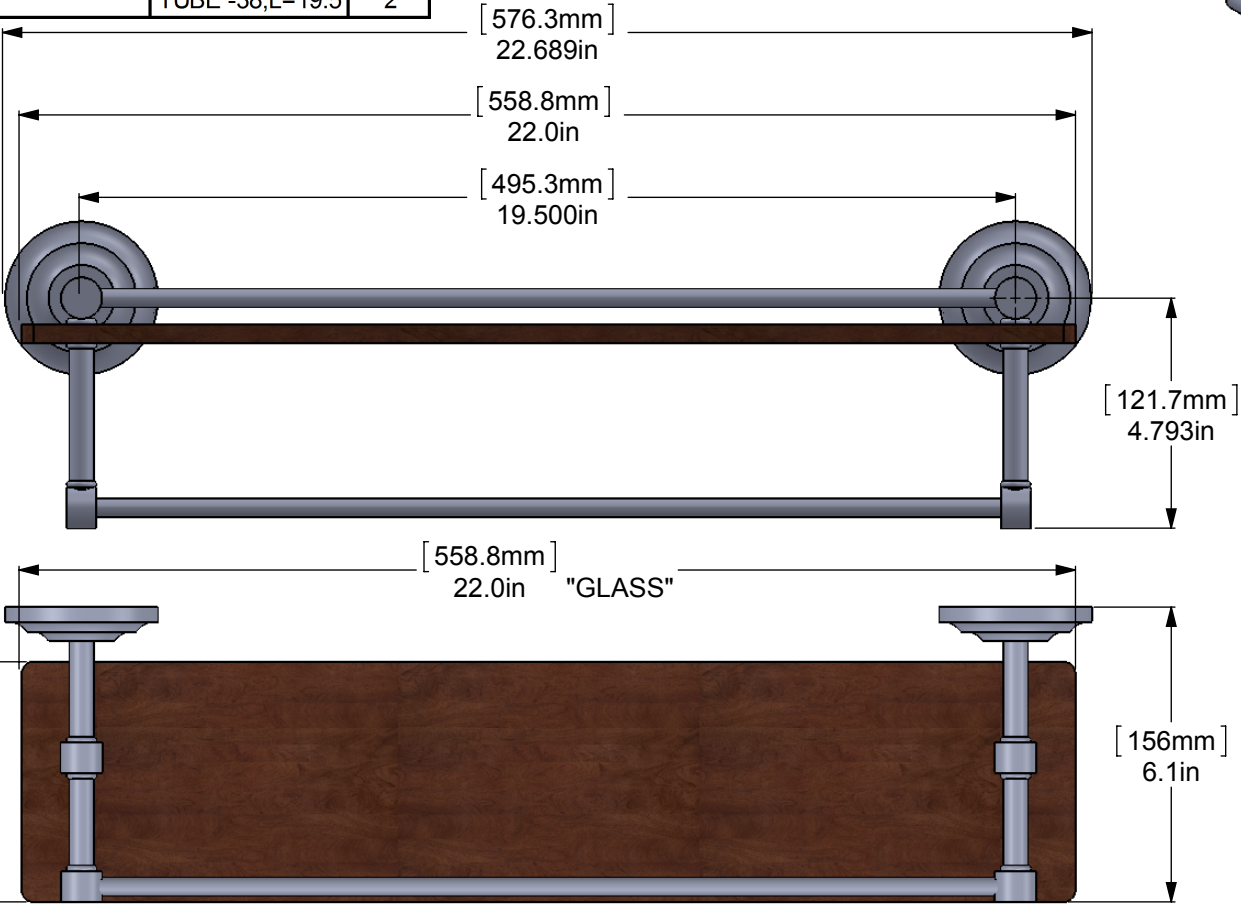
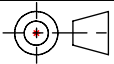


ITEM NO.	PART NUMBER	DESCRIPTION	QTY.
1		Back Plate	2
2		IPE SHELF	1
3		Connector	10
4		Tube-12, L=1.8	2
5		HUB-CON	2
6		Tube-12, L=2	2
7		Hub	4
8		Tube-12, L=3	2
9		TUBE -38,L=19.5	2



UNLESS OTHERWISE STATED

.X	±.3mm
.XX	±.15mm
.XXX	±.008mm



THIRD ANGLE PROJECTION

DRAWN		I.M	MATERIAL: BRASS	FINISH	TBD
CHECKED		P.D	DESCRIPTION: Que New Collection IPE Ironwood Shelf with Gallery Rail and Towel Bar	QUANTITY	TBD
APPROVED		R.A		DRAWING No.	REV
					0
				SCALE	1:4
				SHEET: 01	A4