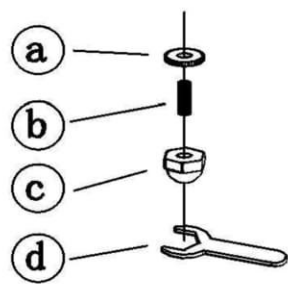


ASSEMBLY INSTRUCTION

THANK YOU FOR PURCHASING THIS QUALITY PRODUCT.
BE SURE TO CHECK ALL PACKING MATERIAL CAREFULLY FOR SAMLL
PARTS THAT MAY HAVE COME LOOSE INSIDE THE CARTON DURING TRANSIT

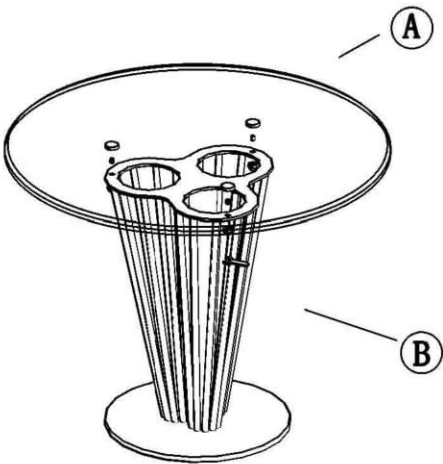
STEP 1



PART LIST

NO	DESC	SIZE	SKETCH	QTY
A	GLASS	Ø1300x12		1PC
B	FRAME	Ø500x738		1PC

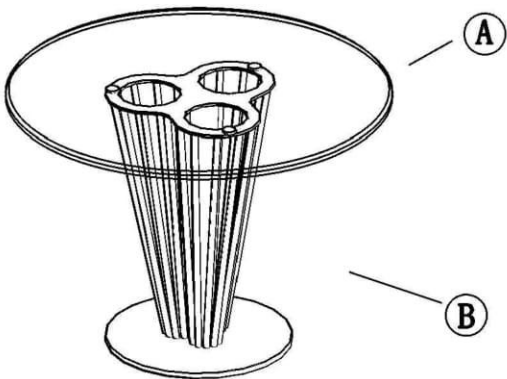
STEP 2



HARDWARE LIST

NO	DESC	SIZE	SKETCH	QTY
a	NUT	8X25		3PC
b	SCREW	8X35		3PC
c	NUT	8MM		3PC
d	SPANNER	14MM		1PC

FINISHED



MADE IN CHINA