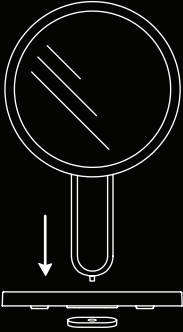
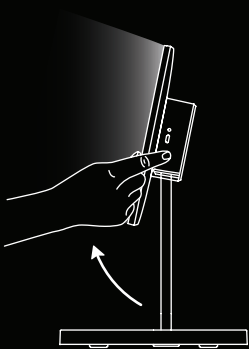


Halo

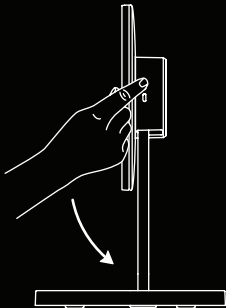
LED MAKEUP MIRROR



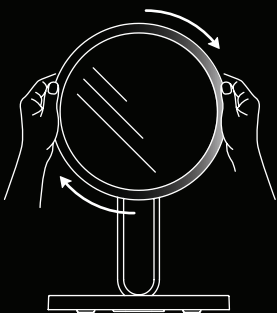
Connect the Halo Mirror to the base by using the rotary disk



Tilt mirror UP to Turn On LED lights

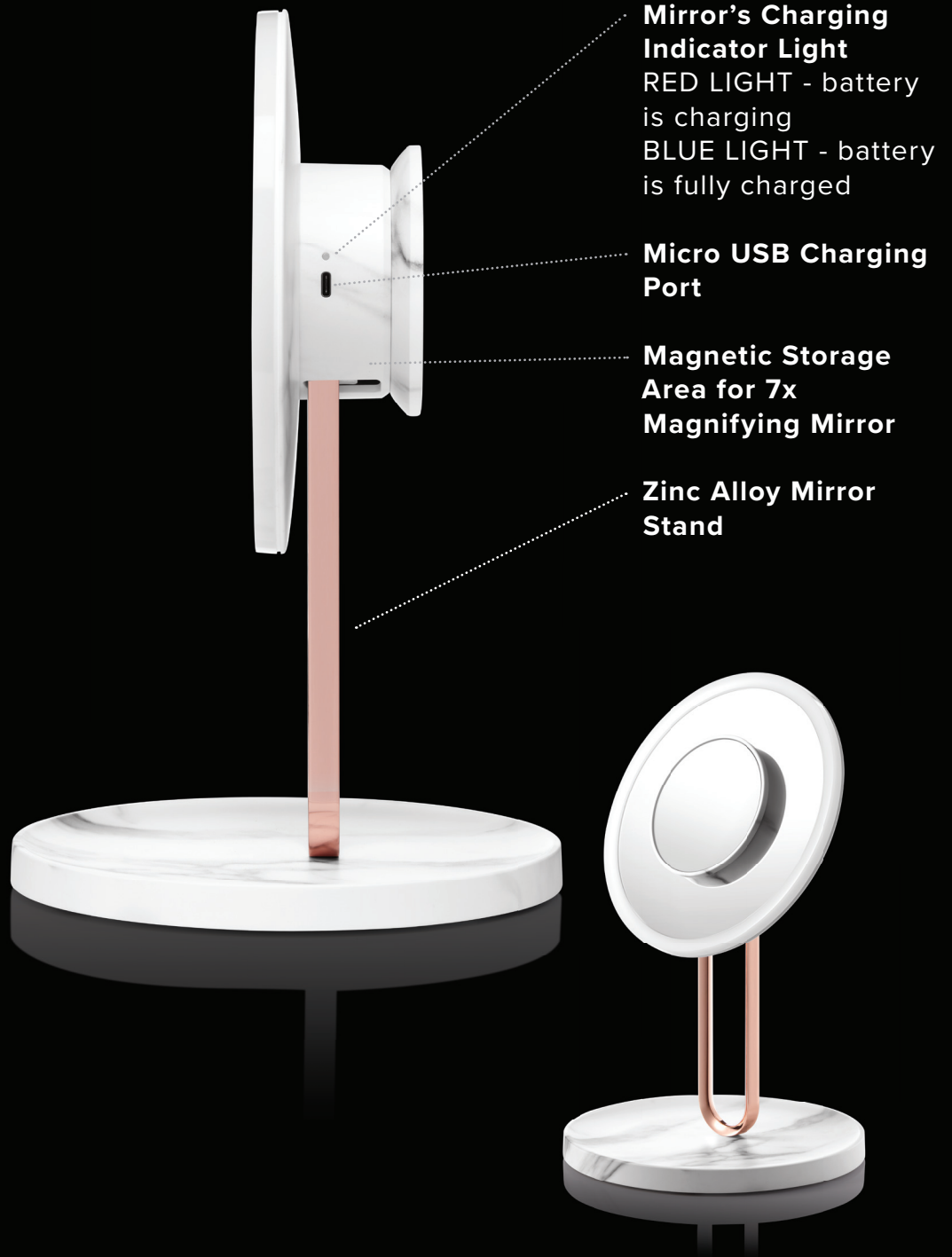


Tilt mirror DOWN to Turn Off LED lights



Rotate mirror CLOCKWISE to adjust brightness

Rotate mirror COUNTER CLOCKWISE to change Light Tones



WARNING. PLEASE READ THE INSTRUCTIONS CAREFULLY BEFORE USING

- Do not disassemble or refit the products.
- Ensure the mirror is fully charged before using.
- Do not place the product in wet environments in case of damage to the battery.
- Keep the mirror dry during daily use.
- Turn off the power before cleaning. Use the mirror after it is completely dry.
- Avoid prolonged direct sunlight.
- Turn off the power if not used or stored for a long period of time. Keep it away from children's reach.
- Make sure that the voltage rating of your power source is compatible with the mirror before charging
- Do not place the product near or into heat sources to avoid explosion or fire.
- Stop using immediately if abnormal conditions occur