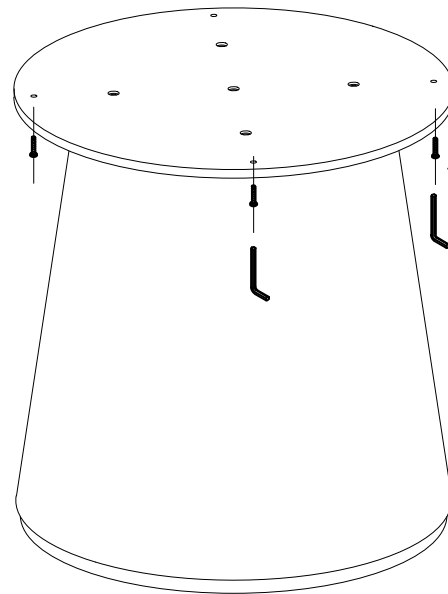
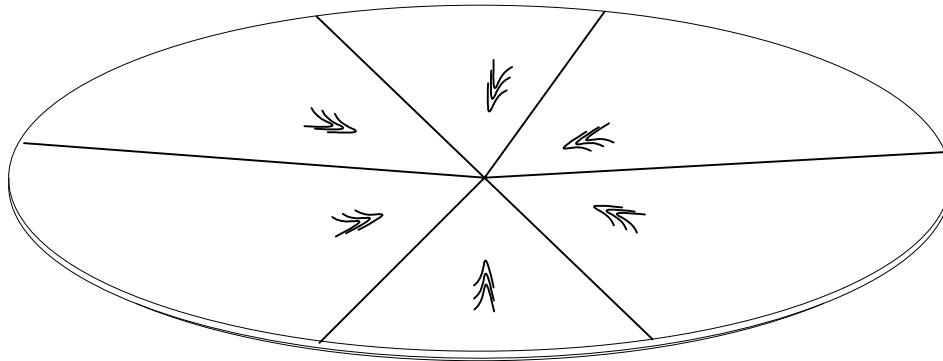
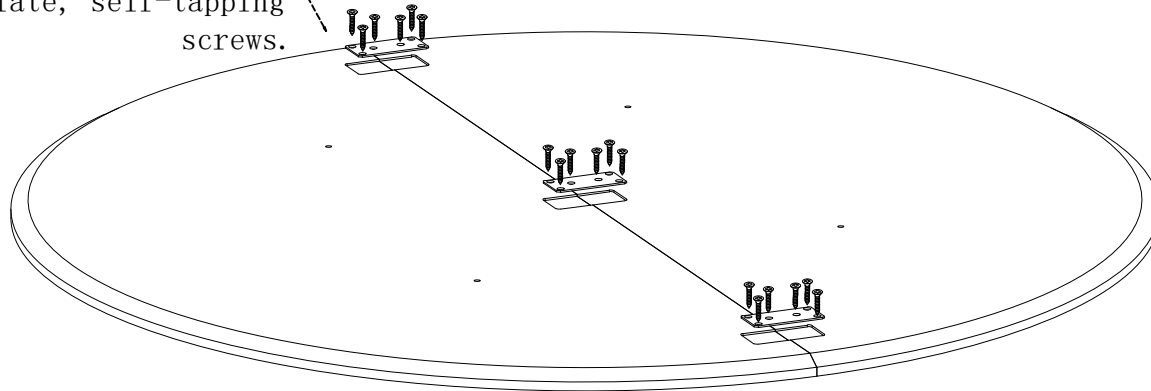








Panel connected with hardware connecting plate, self-tapping screws.



The base is connected to the panel.



Please check the parts list

| Number | shape | Name | Quantity |
|--------|---|--|----------|
| A |  | Hex key | 1 |
| B |  | M8X30 screw | 4 |
| C |  | Self-tapping screw $\Phi 3*16$ | 18 |
| D |  | Screwdriver | 1 |
| E |  | Hardware Connecting Plate 2.5mm Thick | 3 |
| F | | | |