

Spira Postbox

A Brand of 603 Products, LLC

Contents:

Spira Postbox
Signal Flag (installed)
Pull Handle (installed)

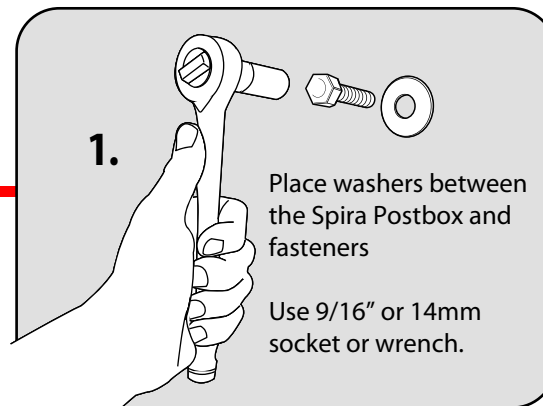
Fasteners included:

2 - 3/8" Stainless steel lags
2 - Stainless steel washers

**Address Plate
Cap & Post
Purchased Separately**



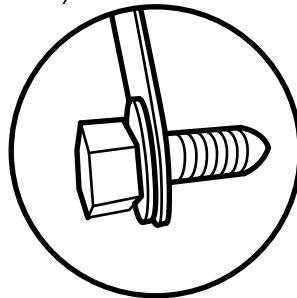
Stainless Large Installed



1.

Place washers between the Spira Postbox and fasteners

Use 9/16" or 14mm socket or wrench.



2.

Mark and drill pilot holes.
Fasten bolts into holes to secure to post.

3.

If the house number plate was purchased, place before securing lower fastener.

Secure postbox to post with fasteners.

Spira Postbox Family



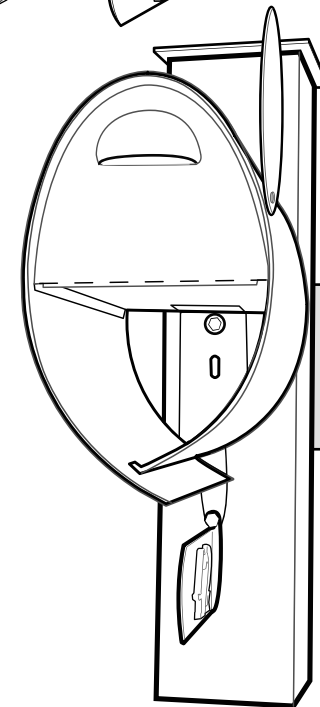
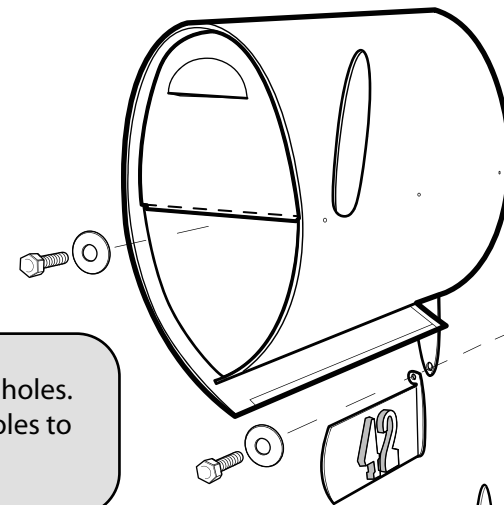
Black Large

Black Small

Stainless Large

Stainless Small

Assembly Instructions



4. Finished

Please visit our website for a complete listing of products and accessories available.



Designed in the USA