



**INSTRUCTIONS D'ASSEMBLAGE**  
**ASSEMBLY INSTRUCTIONS**

---

**M**ONARCH  
SPECIALTIES INC.

# I 3069

---

**TABLE D'APPOINT -**  
**ESPRESSO / METAL NOIR ET TIROIR**

**ACCENT TABLE -**  
**ESPRESSO / BLACK METAL WITH A DRAWER**

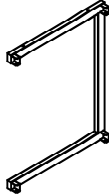
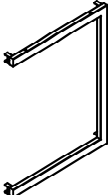
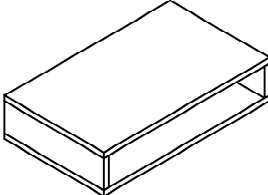
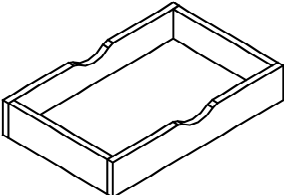
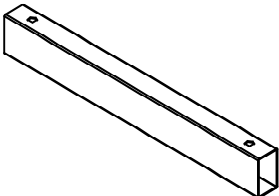


**POUR DE L'ASSISTANCE OU POUR COMMANDER**  
**DES PIÈCES CONTACTEZ NOTRE DÉPARTEMENT**  
**DE SERVICE À LA CLIENTÈLE.**

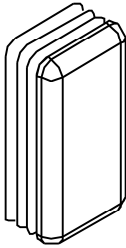
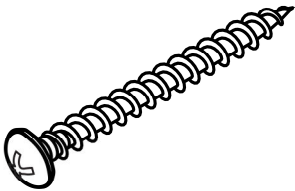

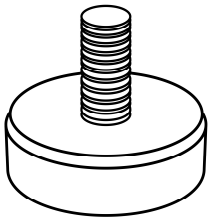
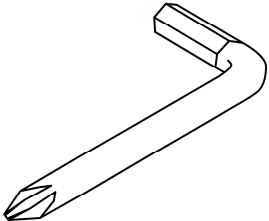
**FOR ASSISTANCE OR TO ORDER PARTS**  
**CONTACT OUR CUSTOMER SERVICE DEPARTMENT**

**WWW.MONARCHSERVICE.COM**

**LISTE DES PIÈCES**  
**PARTS LIST**

PIÈCE / PART #	IMAGE	DESCRIPTION	QTY / QTÉ
1		<p>FRONT FACING LEFT LEG PATTE AVANT GAUCHE</p>	1
2		<p>FRONT FACING RIGHT LEG PATTE AVANT DROITE</p>	1
3		<p>TABLE TOP SURFACE DE TABLE</p>	1
4		<p>DRAWER TIROIR</p>	1
5		<p>STRETCHER CHÂSSIS</p>	4

**LISTE DES PIÈCES DE MONTAGE**  
**HARDWARE LIST**

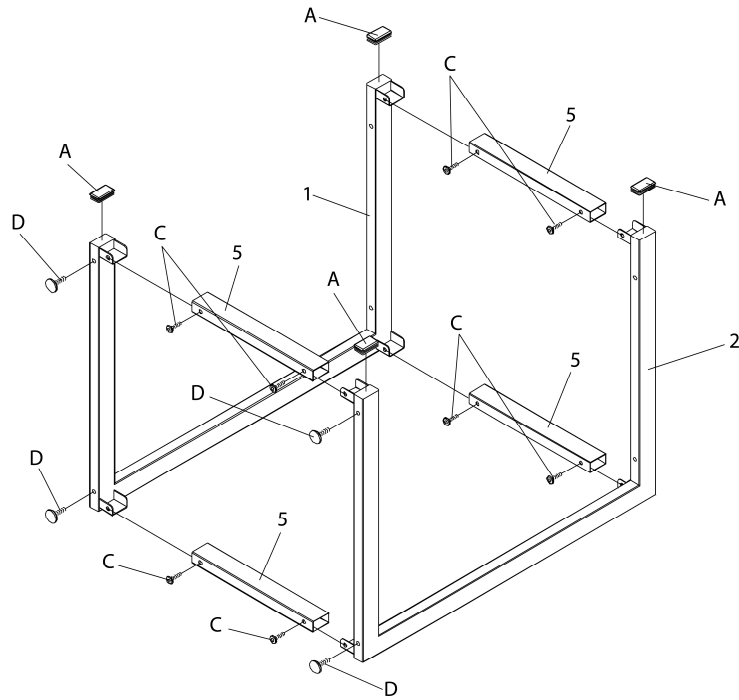
PIÈCE / PART #	IMAGE	DESCRIPTION	QTY / QTÉ
<b>A</b>		CAP - 1/2" X 1" CAPUCHON - 1/2" X 1"	4
<b>B</b>		ASSEMBLING SCREW - Ø1/8" X 1 3/8" VIS D'ASSEMBLAGE - Ø1/8" X 1 3/8"	4
<b>C</b>		ASSEMBLING BOLT - Ø1/4" X 1/2" BOULON D'ASSEMBLAGE - Ø1/4" X 1/2"	8
<b>D</b>		ADJUSTABLE LEG - Ø1/4" X 3/8" PATTE AJUSTABLE - Ø1/4" X 3/8"	4
<b>E</b>		HEX KEY CLÉ HEXAGONALE	1



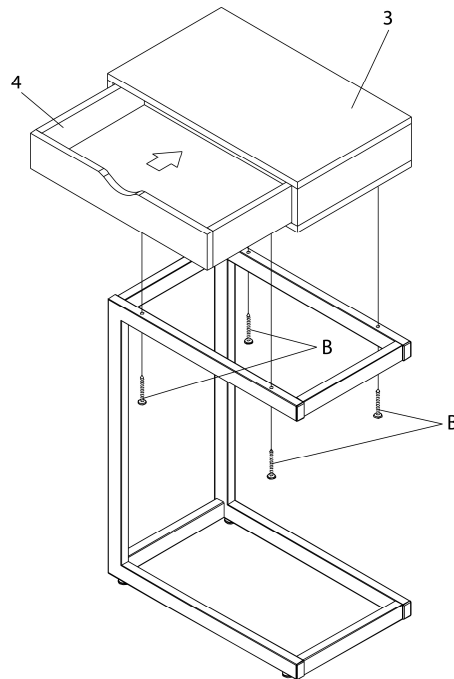
OUTIL DE VÉRIFICATION DE DIMENSIONS DES PIÈCES  
HARDWARE DIMENSIONS VERIFICATION TOOL



ÉTAPE / STEP 1



ÉTAPE / STEP 2



ÉTAPE / STEP 3

