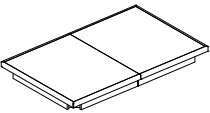
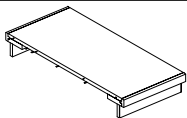
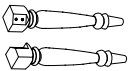



ASSEMBLY INSTRUCTION

DESCRIPTION : RECTANGULAR LEG TABLE

Thank you for purchasing this quality product. Be sure to check all packing material carefully for small Hardware which may have come loose inside the carton during shipment. Identify and count all Hardware and compare with the Hardware List Below.

| Parts List | | | |
|------------|-------------|---|-------|
| No. | Description | | Qty. |
| ① | Table Top |  | 1 Pc |
| ② | Table Leaf |  | 1 Pc |
| ③ | Leg |  | 4 Pcs |

| ④ ASSEMBLY HARDWARE PACK | | | |
|-----------------------------|-------------------------------|---|-------|
| No. | Description | Hardware | Qty. |
| Ⓐ | Bolt Ø5/16" x 57mm |  | 8 Pcs |
| Ⓑ | Spring Washer Ø5/16" |  | 8 Pcs |
| Ⓒ | Flat Washer Ø5/16"x19mm x 2mm |  | 8 Pcs |
| Ⓓ | Allen Key M4 |  | 1 Pc |

