

# Instruction Manual

Please save this manual for future reference.






<b>Product Name:</b>	Wood and Metal 63in. H 5-Tier EtagereB
----------------------	--

Thank you for purchasing this product. This product has been manufactured with the highest standards of safety and quality.

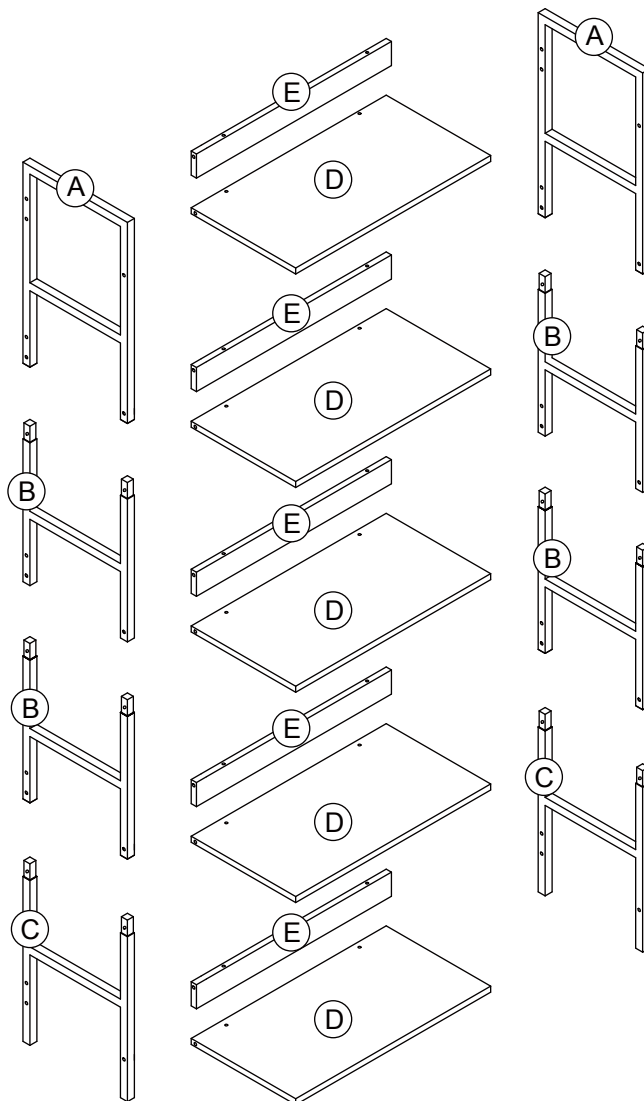
## PLEASE READ ALL INSTRUCTIONS BEFORE ASSEMBLY.

Unpack all parts from Styrofoam and bubble wrap inside the carton to ensure there are no missing or damaged parts. If any parts are missing or damaged, do not attempt to assemble or use the product.

## Hardware:

F ×10	G ×30	×1	H ×2	I ×1
				

## Panels:



**Tools required for assembly:** Allen Wrench (included). Ok to use power tools.

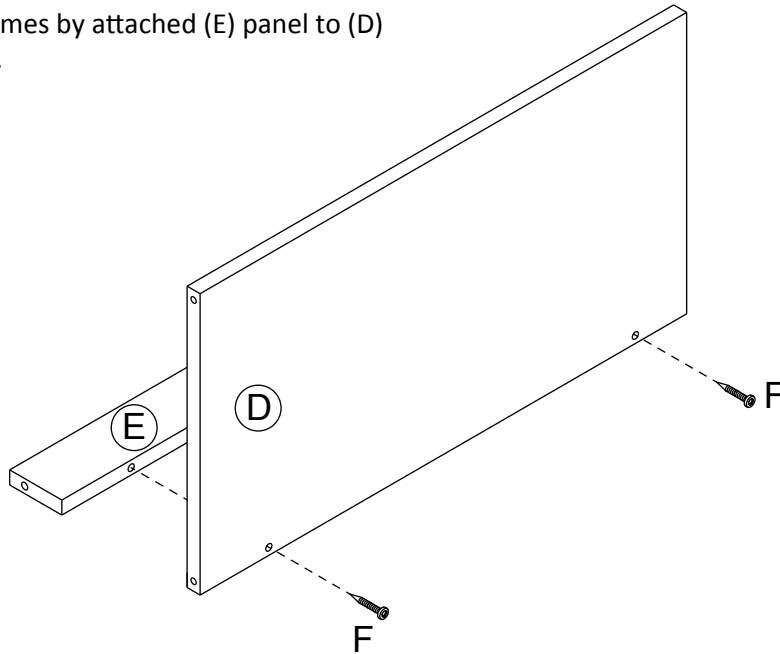
# Instruction Manual

Please save this manual for future reference.

<b>Product Name:</b>	Wood and Metal 63in. H 5-Tier EtagereB
----------------------	--

## Step 1

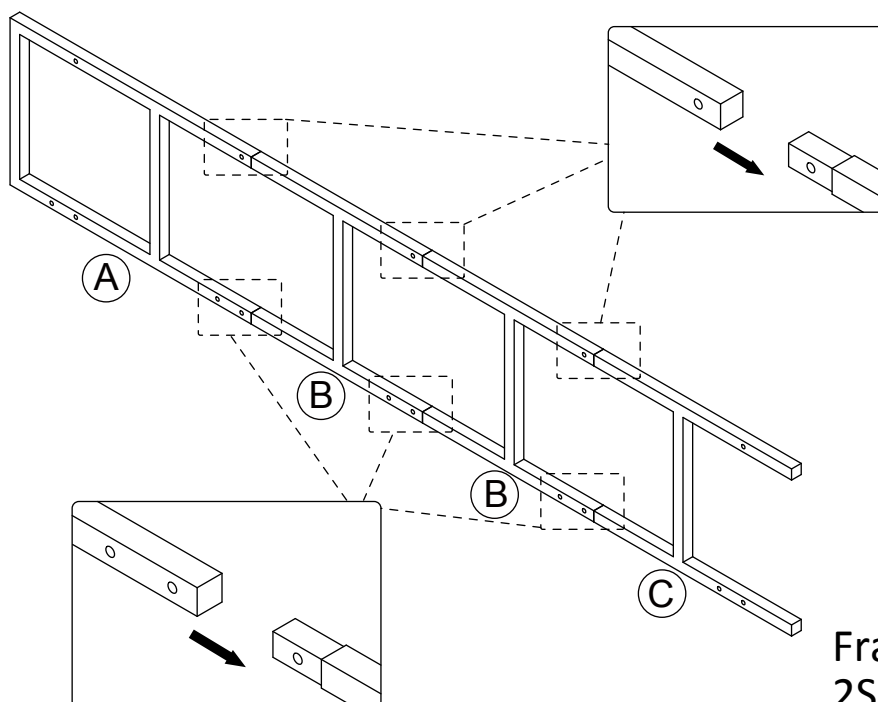
Assemble five sets of frames by attached (E) panel to (D) panel with (F) hardware.



Frame1  
5Sets

## Step 2

Assemble the two side panels (frames) by inserting the top piece (A) into (B) frame, then (B) frame in a second (B) frame, then into the bottom (C) frame. No hardware required for this step.



Frame2  
2Sets

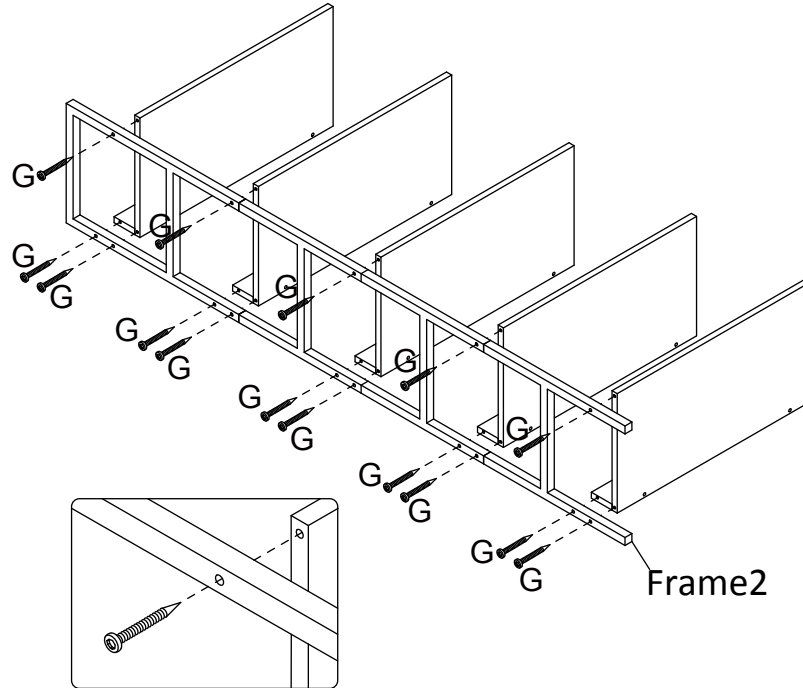
# Instruction Manual

Please save this manual for future reference.

<b>Product Name:</b>	Wood and Metal 63in. H 5-Tier EtageresB
----------------------	---

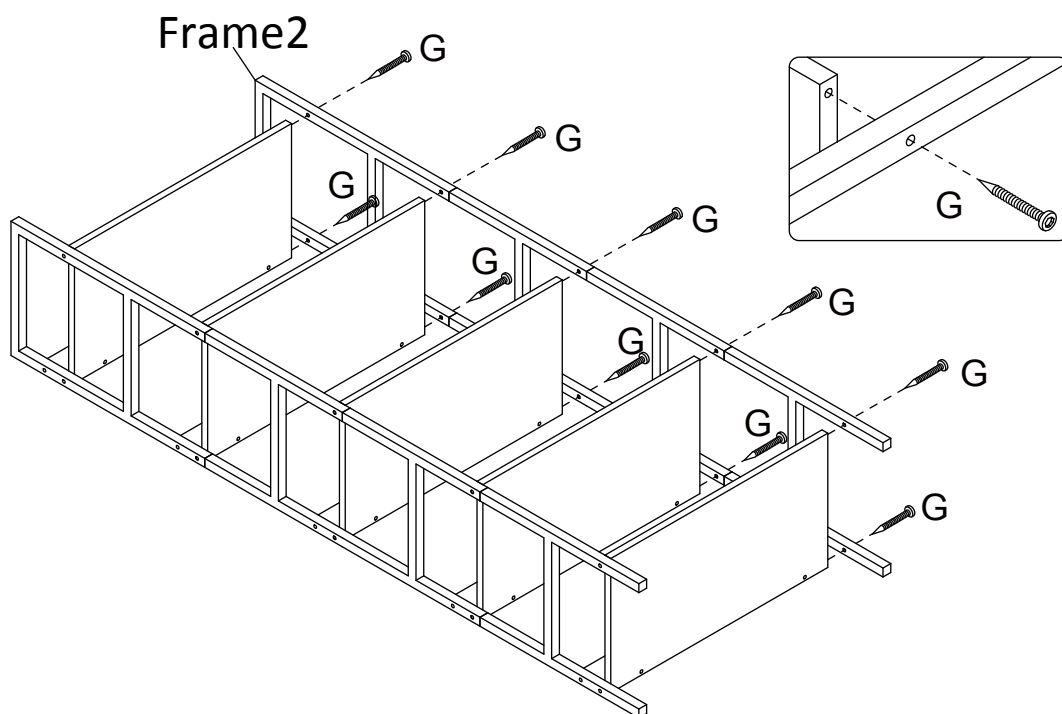
## Step 3

Attached one frame to the left side of the five panels using (G) hardware. Be careful not to overtighten to avoid stripping of the screws.



## Step 4

Attached one frame to the right side of the five panels using (G) hardware. Be careful not to overtighten to avoid stripping of the screws.



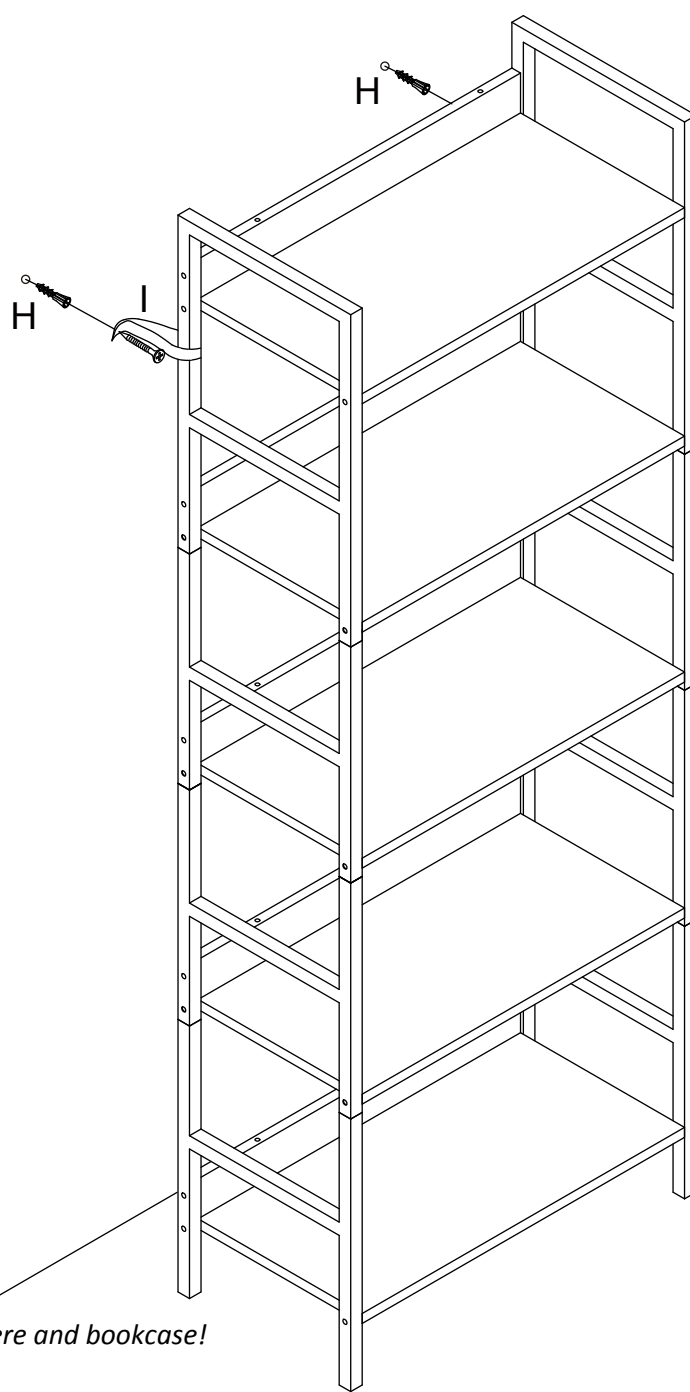
# Instruction Manual

Please save this manual for future reference.

<b>Product Name:</b>	Wood and Metal 63in. H 5-Tier EtagereB
----------------------	--

## Step 5

Lift the bookcase into the upright position, and gently shake to ensure stability. Tighten hardware as needed. To ensure additional stability, anti-tip furniture restraint kit is included.



*Enjoy your new etagere and bookcase!*



**WARNING: FOR YOUR SAFETY!** To avoid injury and/or damage, please do not climb on the shelves as this may cause serious bodily injuries and/or product damage.